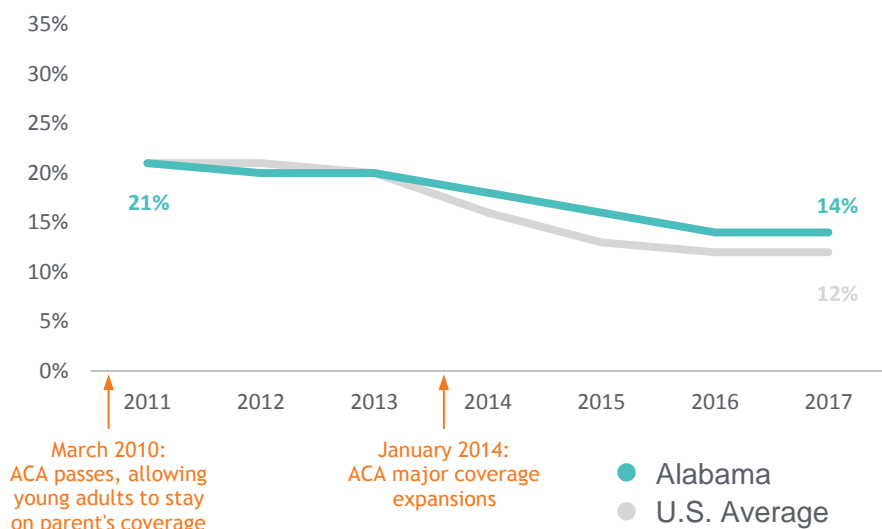


# Alabama

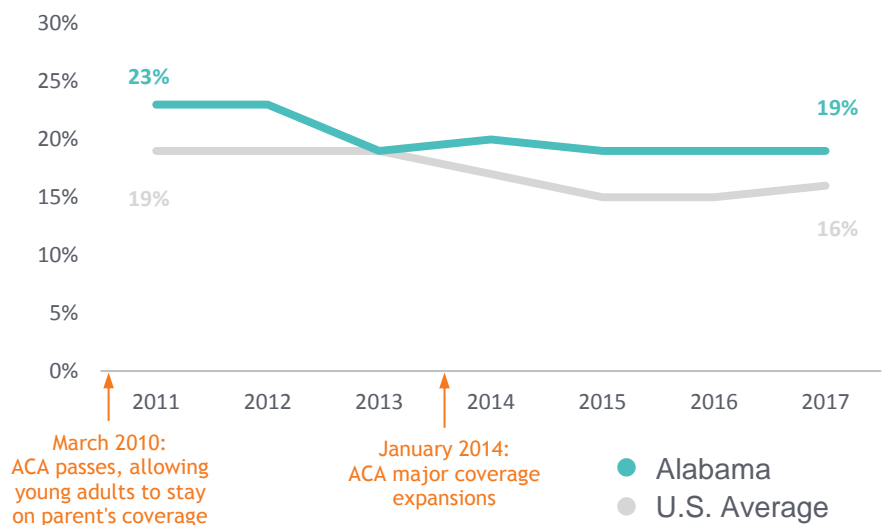
## Changes in Health Care Coverage & Access

Following the Affordable Care Act's coverage expansions, more people in Alabama have health insurance and are better able to get, and afford, the health care they need.

### Uninsured Adults



### Adults Who Went Without Care Because of Cost



## Marketplace & Medicaid Enrollment

**170,211**

people in Alabama have coverage under a marketplace plan

**89%**

received financial assistance (premium tax credit) to help purchase coverage

**894,270**

Medicaid+CHIP enrollment in Alabama

Source: Centers for Medicare and Medicaid Services. (Marketplace & Medicaid+CHIP enrollment are for 2018.)

## More Federal Dollars for Health Insurance Coverage in Alabama

**\$3.6**  
BILLION

**\$4.2**  
BILLION

2013  
Medicaid  
only

2018  
Marketplace Premium  
Tax Credits +  
Medicaid (FY 2017)

**17%**

increase in federal support for health coverage in Alabama

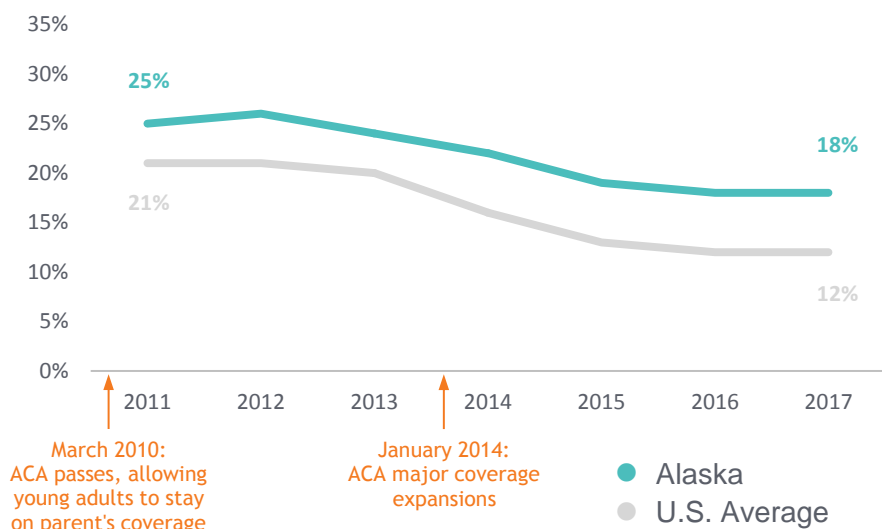
Sources: Medicaid and CHIP Payment and Access Commission; Kaiser Family Foundation.

# Alaska

## Changes in Health Care Coverage & Access

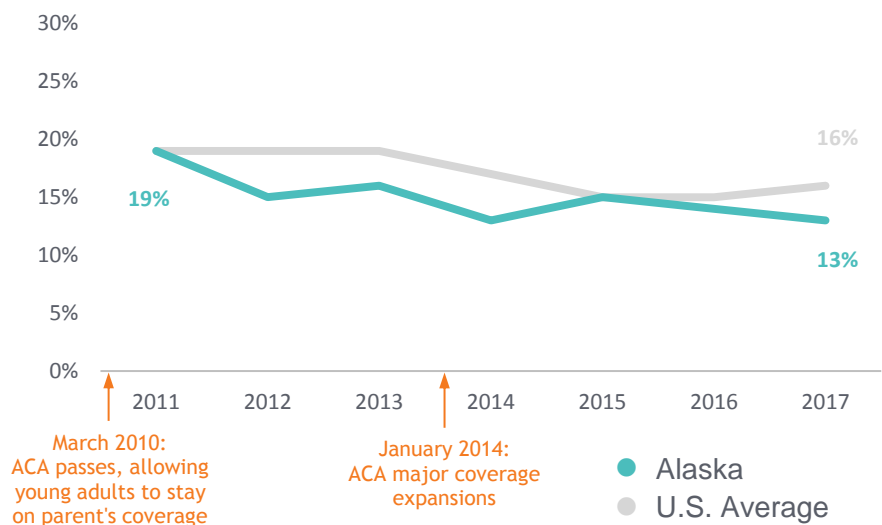
Following the Affordable Care Act's coverage expansions, more people in Alaska have health insurance and are better able to get, and afford, the health care they need.

### Uninsured Adults



Source: U.S. Census, American Community Survey. (Adults are ages 19–64.)

### Adults Who Went Without Care Because of Cost



Source: Centers for Disease Control and Prevention, Behavioral Risk Factor Surveillance System. (Adults are ages 18–64.)

## Marketplace & Medicaid Enrollment

# 18,313

people in Alaska have coverage under a marketplace plan

# 88%

received financial assistance (premium tax credit) to help purchase coverage

# 206,727

Medicaid+CHIP enrollment in Alaska

Source: Centers for Medicare and Medicaid Services. (Marketplace & Medicaid+CHIP enrollment are for 2018.)

## More Federal Dollars for Health Insurance Coverage in Alaska

**\$0.8**  
BILLION

**\$2.6**  
BILLION

2013  
Medicaid  
only

2018  
Marketplace Premium  
Tax Credits +  
Medicaid (FY 2017)

# 225%

increase in federal support for health coverage in Alaska

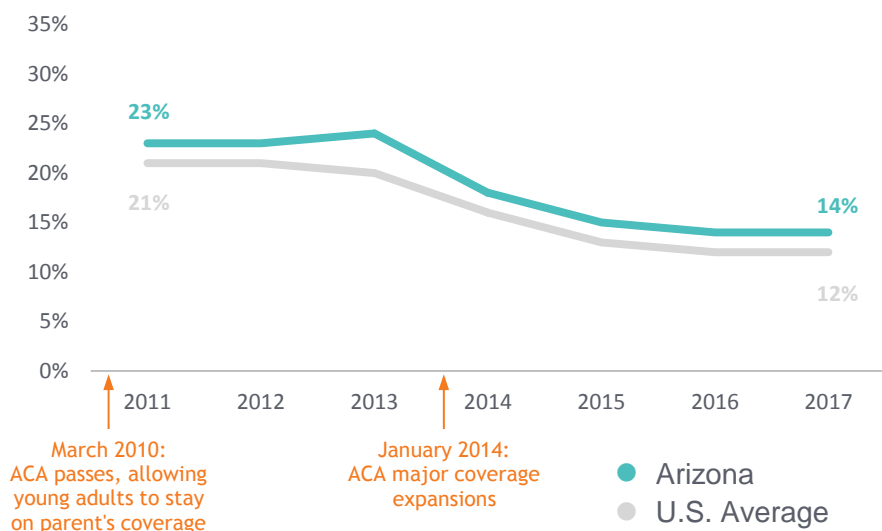
Sources: Medicaid and CHIP Payment and Access Commission; Kaiser Family Foundation.

# Arizona

## Changes in Health Care Coverage & Access

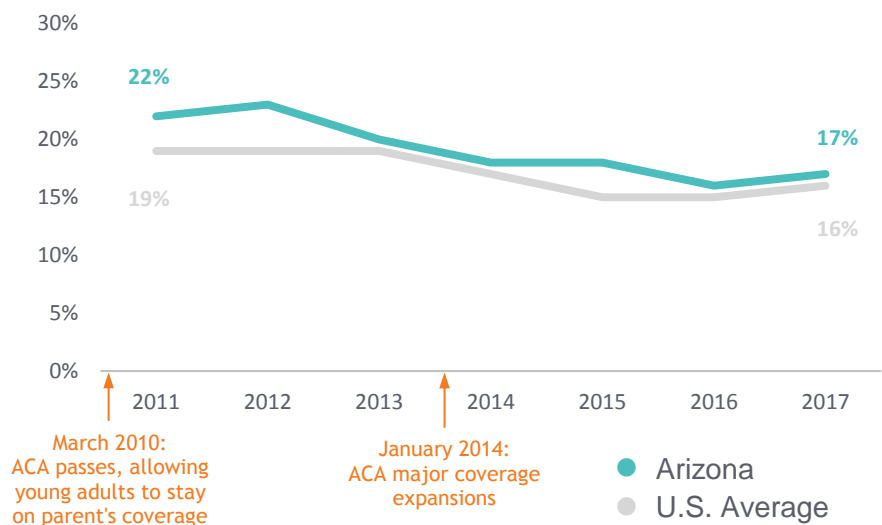
Following the Affordable Care Act's coverage expansions, more people in Arizona have health insurance and are better able to get, and afford, the health care they need.

### Uninsured Adults



Source: U.S. Census, American Community Survey. (Adults are ages 19–64.)

### Adults Who Went Without Care Because of Cost



Source: Centers for Disease Control and Prevention, Behavioral Risk Factor Surveillance System. (Adults are ages 18–64.)

## Marketplace & Medicaid Enrollment

# 165,758

people in Arizona have coverage under a marketplace plan

# 82%

received financial assistance (premium tax credit) to help purchase coverage

# 1,683,690

Medicaid+CHIP enrollment in Arizona

Source: Centers for Medicare and Medicaid Services. (Marketplace & Medicaid+CHIP enrollment are for 2018.)

## More Federal Dollars for Health Insurance Coverage in Arizona

# \$5.9

BILLION

# \$9.4

BILLION

2013  
Medicaid  
only

2018  
Marketplace Premium  
Tax Credits +  
Medicaid (FY 2017)

# 59%

increase in federal support for health coverage in Arizona

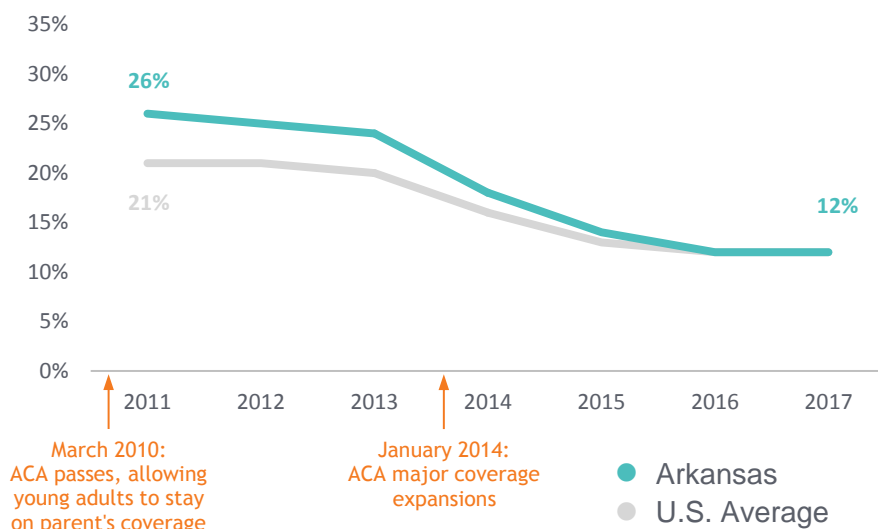
Sources: Medicaid and CHIP Payment and Access Commission; Kaiser Family Foundation.

# Arkansas

## Changes in Health Care Coverage & Access

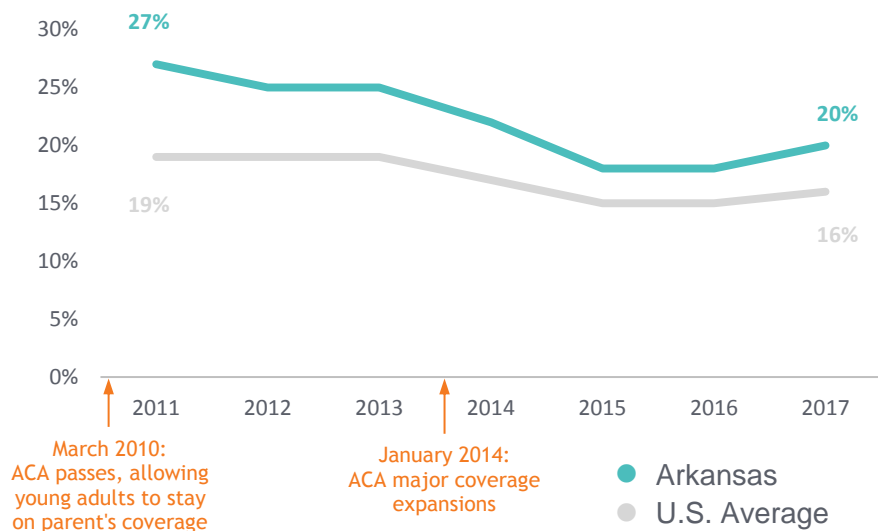
Following the Affordable Care Act's coverage expansions, more people in Arkansas have health insurance and are better able to get, and afford, the health care they need.

### Uninsured Adults



Source: U.S. Census, American Community Survey. (Adults are ages 19–64.)

### Adults Who Went Without Care Because of Cost



Source: Centers for Disease Control and Prevention, Behavioral Risk Factor Surveillance System. (Adults are ages 18–64.)

## Marketplace & Medicaid Enrollment

# 68,100

people in Arkansas have coverage under a marketplace plan

# 85%

received financial assistance (premium tax credit) to help purchase coverage

# 885,153

Medicaid+CHIP enrollment in Arkansas

Source: Centers for Medicare and Medicaid Services. (Marketplace & Medicaid+CHIP enrollment are for 2018.)

## More Federal Dollars for Health Insurance Coverage in Arkansas

# \$3.1

BILLION

# \$6.1

BILLION



2013  
Medicaid  
only

2018  
Marketplace Premium  
Tax Credits +  
Medicaid (FY 2017)

# 97%

increase in federal support for health coverage in Arkansas

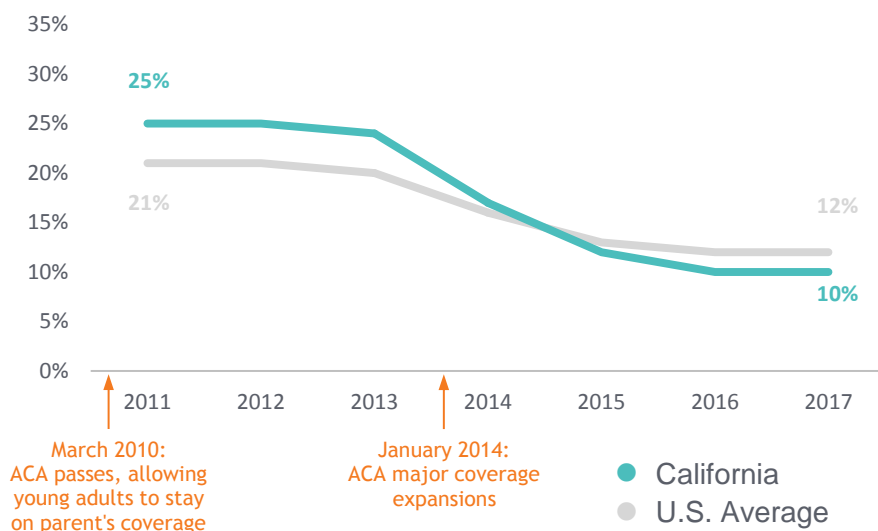
Sources: Medicaid and CHIP Payment and Access Commission; Kaiser Family Foundation.

# California

## Changes in Health Care Coverage & Access

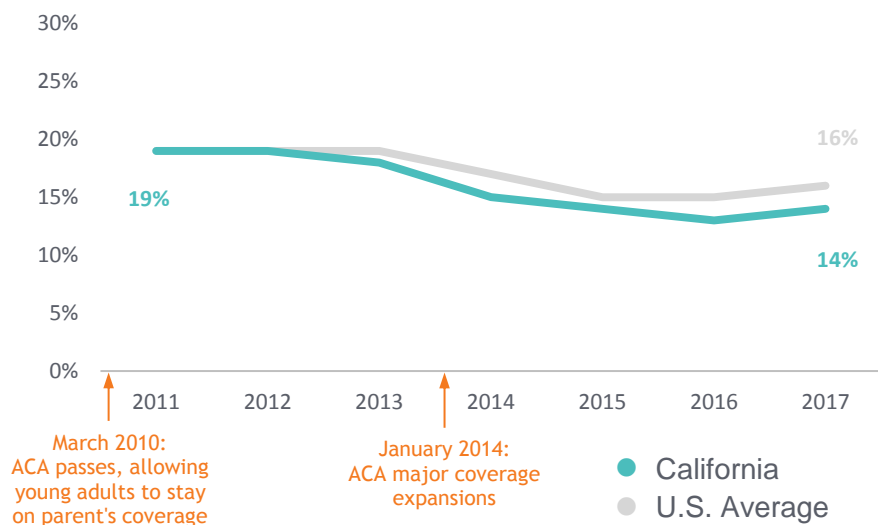
Following the Affordable Care Act's coverage expansions, more people in California have health insurance and are better able to get, and afford, the health care they need.

### Uninsured Adults



Source: U.S. Census, American Community Survey. (Adults are ages 19–64.)

### Adults Who Went Without Care Because of Cost



Source: Centers for Disease Control and Prevention, Behavioral Risk Factor Surveillance System. (Adults are ages 18–64.)

## Marketplace & Medicaid Enrollment

# 1,521,524

people in California have coverage under a marketplace plan

# 87%

received financial assistance (premium tax credit) to help purchase coverage

# 11,984,671

Medicaid+CHIP enrollment in California

Source: Centers for Medicare and Medicaid Services. (Marketplace & Medicaid+CHIP enrollment are for 2018.)

## More Federal Dollars for Health Insurance Coverage in California

# \$34.1

BILLION

# \$58.9

BILLION



2013  
Medicaid  
only



2018  
Marketplace Premium  
Tax Credits +  
Medicaid (FY 2017)

# 73%

increase in federal support for health coverage in California

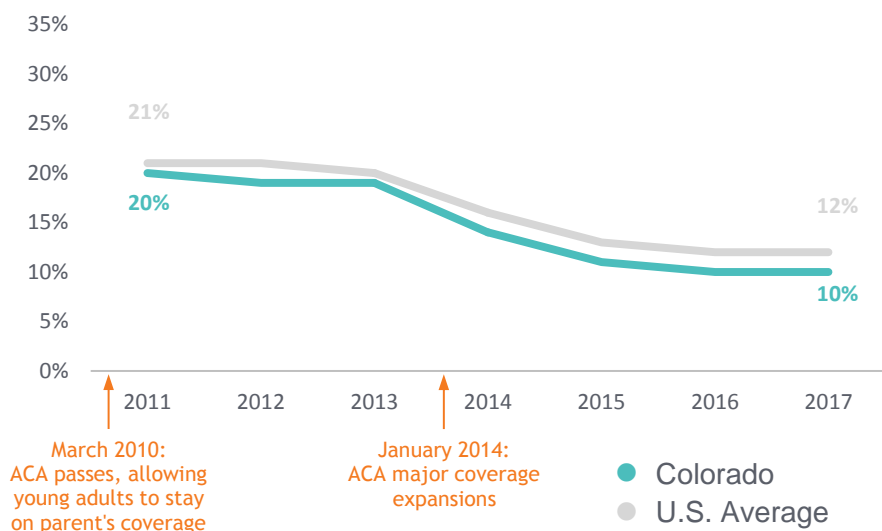
Sources: Medicaid and CHIP Payment and Access Commission; Kaiser Family Foundation.

# Colorado

## Changes in Health Care Coverage & Access

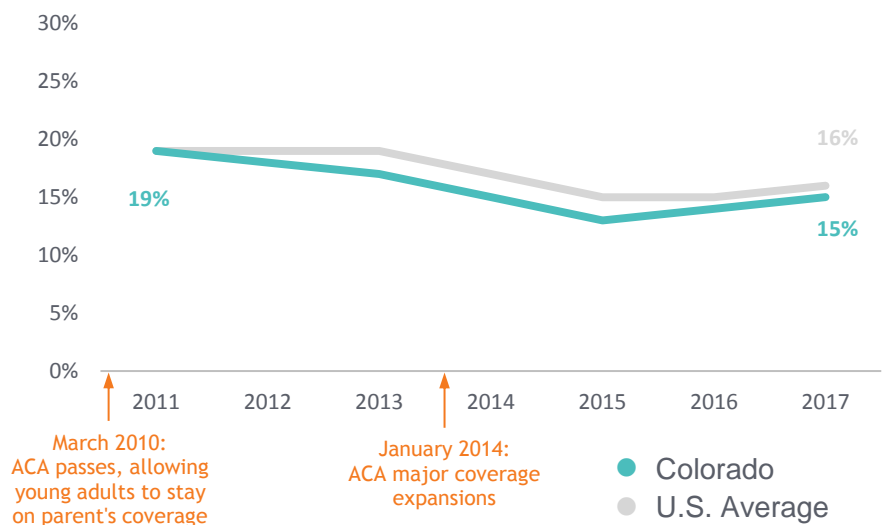
Following the Affordable Care Act's coverage expansions, more people in Colorado have health insurance and are better able to get, and afford, the health care they need.

### Uninsured Adults



Source: U.S. Census, American Community Survey. (Adults are ages 19–64.)

### Adults Who Went Without Care Because of Cost



Source: Centers for Disease Control and Prevention, Behavioral Risk Factor Surveillance System. (Adults are ages 18–64.)

## Marketplace & Medicaid Enrollment

# 161,764

people in Colorado have coverage under a marketplace plan

# 69%

received financial assistance (premium tax credit) to help purchase coverage

# 1,338,052

Medicaid+CHIP enrollment in Colorado

Source: Centers for Medicare and Medicaid Services. (Marketplace & Medicaid+CHIP enrollment are for 2018.)

## More Federal Dollars for Health Insurance Coverage in Colorado

# \$2.7

BILLION

# \$5.4

BILLION

2013  
Medicaid  
only

2018  
Marketplace Premium  
Tax Credits +  
Medicaid (FY 2017)

# 100%

increase in federal support for health coverage in Colorado

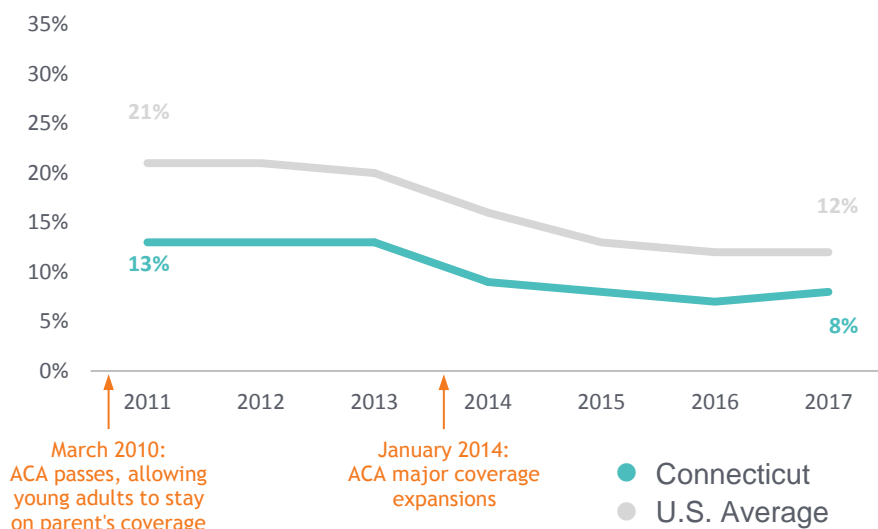
Sources: Medicaid and CHIP Payment and Access Commission; Kaiser Family Foundation.

# Connecticut

## Changes in Health Care Coverage & Access

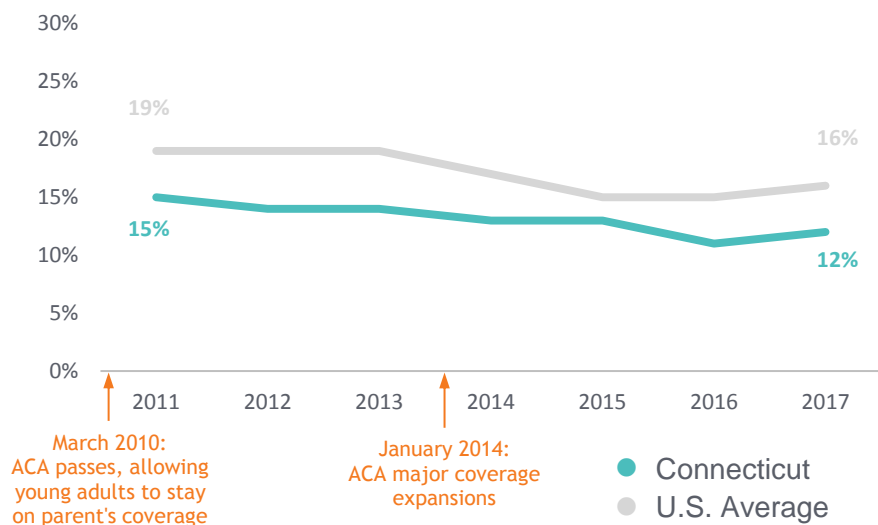
Following the Affordable Care Act's coverage expansions, more people in Connecticut have health insurance and are better able to get, and afford, the health care they need.

### Uninsured Adults



Source: U.S. Census, American Community Survey. (Adults are ages 19–64.)

### Adults Who Went Without Care Because of Cost



Source: Centers for Disease Control and Prevention, Behavioral Risk Factor Surveillance System. (Adults are ages 18–64.)

## Marketplace & Medicaid Enrollment

# 114,134

people in Connecticut have coverage under a marketplace plan

# 73%

received financial assistance (premium tax credit) to help purchase coverage

# 847,613

Medicaid+CHIP enrollment in Connecticut

Source: Centers for Medicare and Medicaid Services. (Marketplace & Medicaid+CHIP enrollment are for 2018.)

## More Federal Dollars for Health Insurance Coverage in Connecticut

# \$3.4

BILLION



2013  
Medicaid  
only

# \$5.2

BILLION



2018  
Marketplace Premium  
Tax Credits +  
Medicaid (FY 2017)

# 53%

increase in federal support for health coverage in Connecticut

Sources: Medicaid and CHIP Payment and Access Commission; Kaiser Family Foundation.

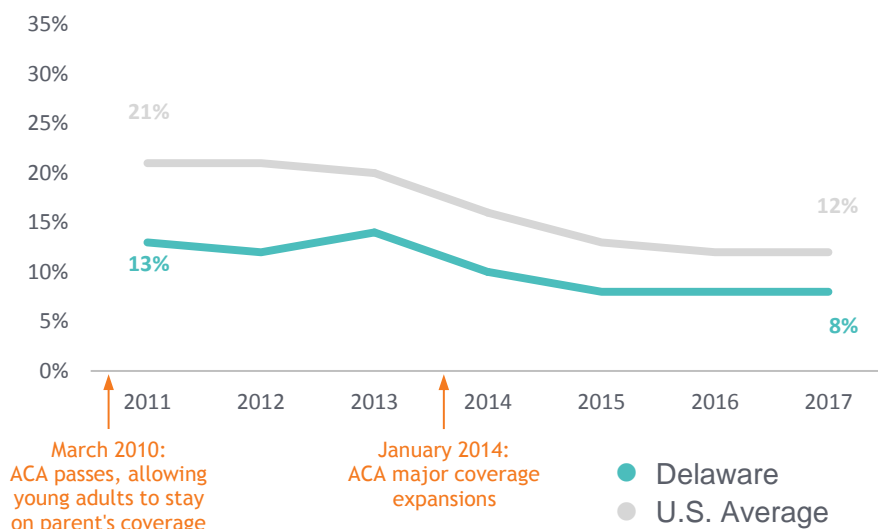


# Delaware

## Changes in Health Care Coverage & Access

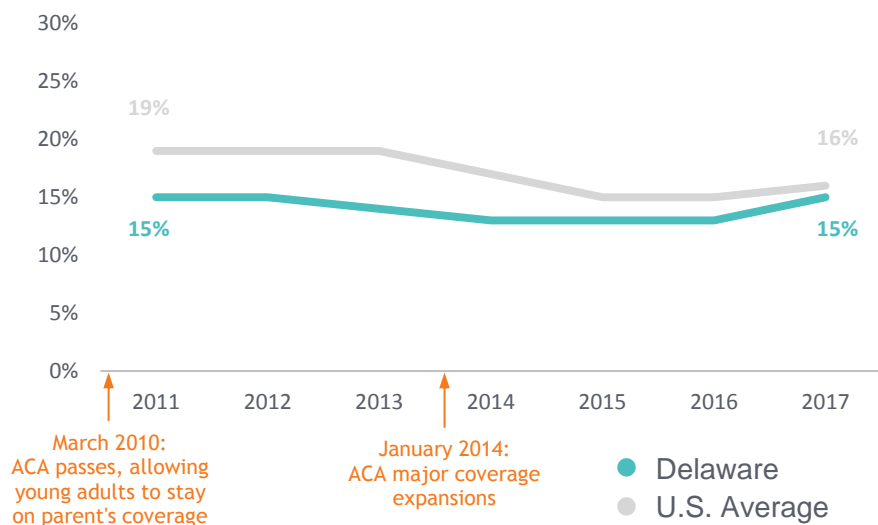
Following the Affordable Care Act's coverage expansions, more people in Delaware have health insurance and are better able to get, and afford, the health care they need.

### Uninsured Adults



Source: U.S. Census, American Community Survey. (Adults are ages 19–64.)

### Adults Who Went Without Care Because of Cost



Source: Centers for Disease Control and Prevention, Behavioral Risk Factor Surveillance System. (Adults are ages 18–64.)

## Marketplace & Medicaid Enrollment

# 24,500

people in Delaware have coverage under a marketplace plan

# 82%

received financial assistance (premium tax credit) to help purchase coverage

# 247,086

Medicaid+CHIP enrollment in Delaware

Source: Centers for Medicare and Medicaid Services. (Marketplace & Medicaid+CHIP enrollment are for 2018.)

## More Federal Dollars for Health Insurance Coverage in Delaware

# \$0.9

BILLION



2013  
Medicaid  
only

# \$1.4

BILLION



2018  
Marketplace Premium  
Tax Credits +  
Medicaid (FY 2017)

# 56%

increase in federal support for health coverage in Delaware

Sources: Medicaid and CHIP Payment and Access Commission; Kaiser Family Foundation.

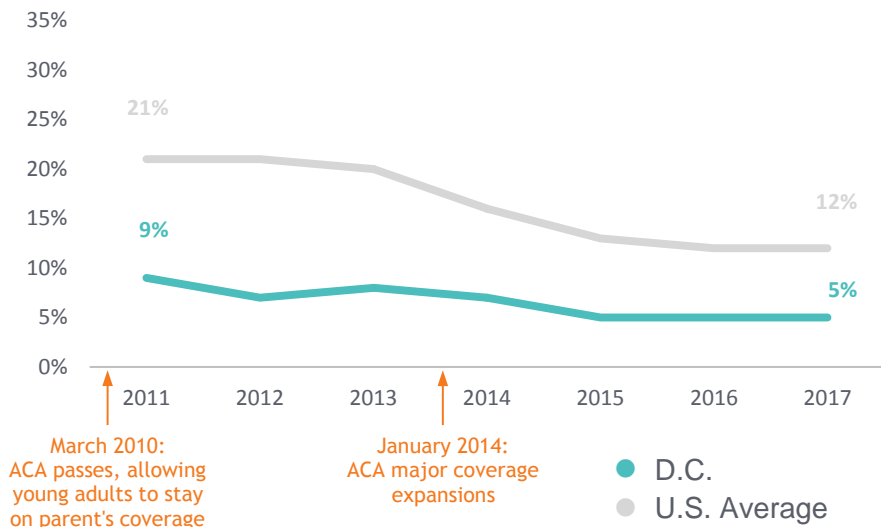


# THE STATE OF HEALTH CARE COVERAGE & ACCESS IN District of Columbia

## Changes in Health Care Coverage & Access

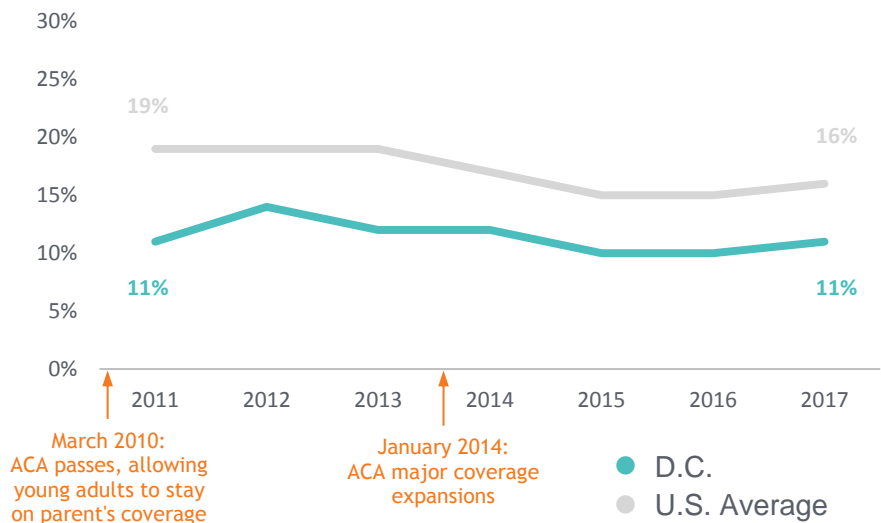
Following the Affordable Care Act's coverage expansions, more people in the District of Columbia have health insurance and are better able to get, and afford, the health care they need.

### Uninsured Adults



Source: U.S. Census, American Community Survey. (Adults are ages 19–64.)

### Adults Who Went Without Care Because of Cost



Source: Centers for Disease Control and Prevention, Behavioral Risk Factor Surveillance System. (Adults are ages 18–64.)

## Marketplace & Medicaid Enrollment

# 19,289

people in the District of Columbia have coverage under a marketplace plan

# 5%

received financial assistance (premium tax credit) to help purchase coverage

# 259,107

Medicaid+CHIP enrollment in D.C.

Source: Centers for Medicare and Medicaid Services. (Marketplace & Medicaid+CHIP enrollment are for 2018.)

## More Federal Dollars for Health Insurance Coverage in the District of Columbia

# \$1.7

BILLION

# \$2.3

BILLION



2013  
Medicaid  
only



2018  
Marketplace Premium  
Tax Credits +  
Medicaid (FY 2017)

# 35%

increase in federal support for health coverage in the District of Columbia

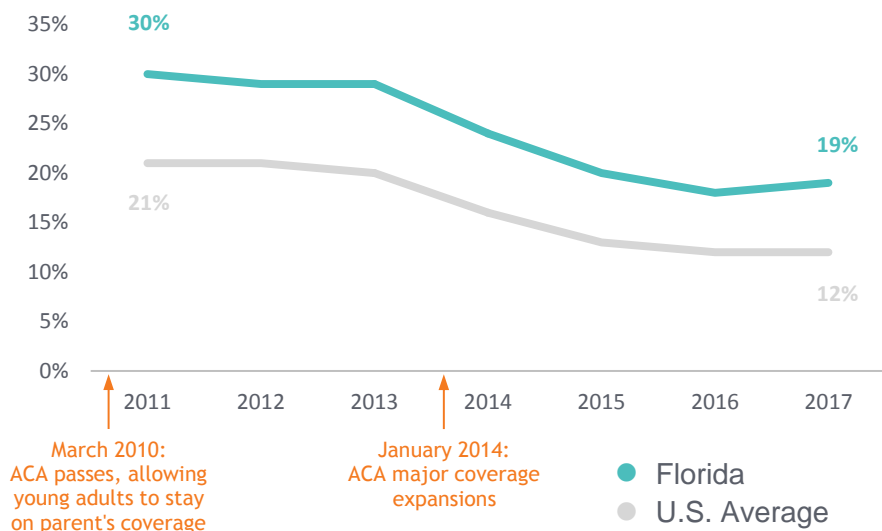
Sources: Medicaid and CHIP Payment and Access Commission; Kaiser Family Foundation.

# Florida

## Changes in Health Care Coverage & Access

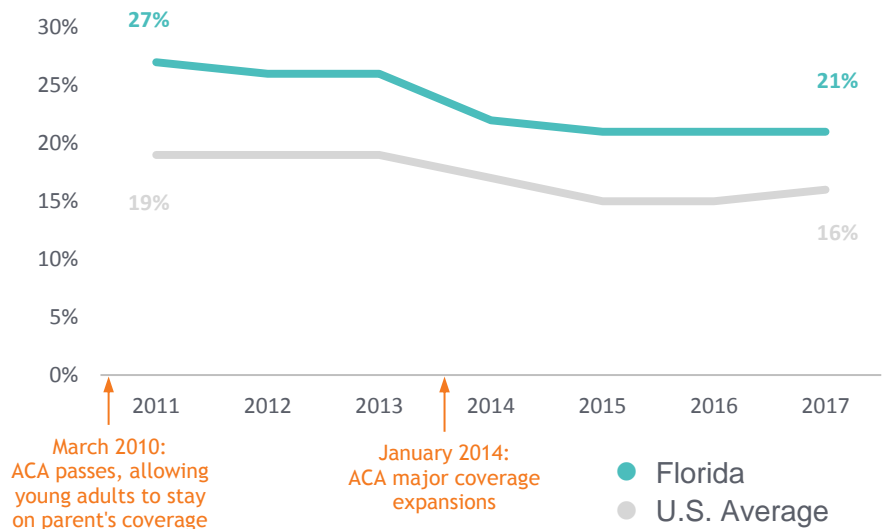
Following the Affordable Care Act's coverage expansions, more people in Florida have health insurance and are better able to get, and afford, the health care they need.

### Uninsured Adults



Source: U.S. Census, American Community Survey. (Adults are ages 19–64.)

### Adults Who Went Without Care Because of Cost



Source: Centers for Disease Control and Prevention, Behavioral Risk Factor Surveillance System. (Adults are ages 18–64.)

## Marketplace & Medicaid Enrollment

# 1,715,227

people in Florida have coverage under a marketplace plan

# 91%

received financial assistance (premium tax credit) to help purchase coverage

# 4,211,124

Medicaid+CHIP enrollment in Florida

Source: Centers for Medicare and Medicaid Services. (Marketplace & Medicaid+CHIP enrollment are for 2018.)

## More Federal Dollars for Health Insurance Coverage in Florida

# \$11.3

BILLION

# \$24.2

BILLION

2013  
Medicaid  
only

2018  
Marketplace Premium  
Tax Credits +  
Medicaid (FY 2017)

# 114%

increase in federal support for health coverage in Florida

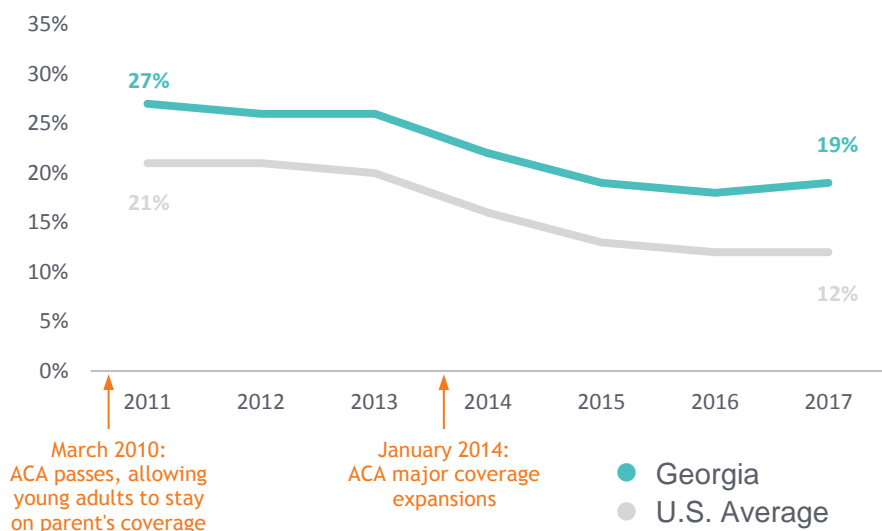
Sources: Medicaid and CHIP Payment and Access Commission; Kaiser Family Foundation.

# Georgia

## Changes in Health Care Coverage & Access

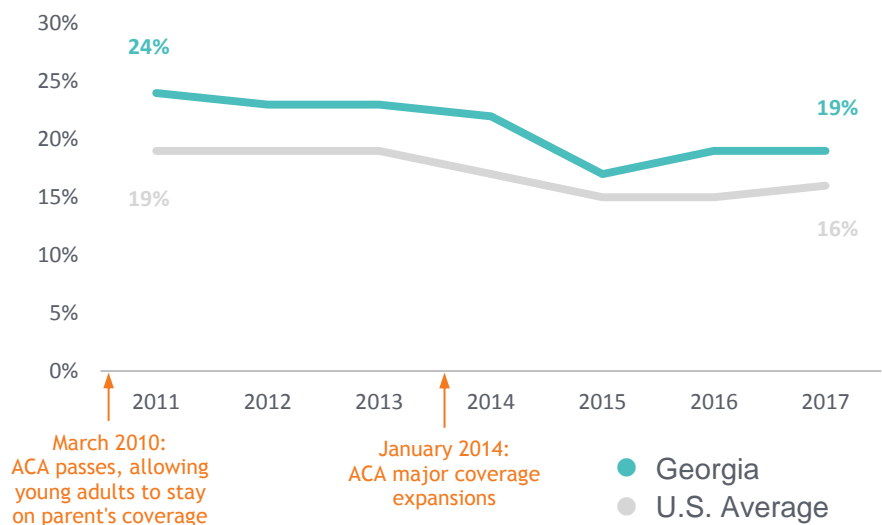
Following the Affordable Care Act's coverage expansions, more people in Georgia have health insurance and are better able to get, and afford, the health care they need.

### Uninsured Adults



Source: U.S. Census, American Community Survey. (Adults are ages 19–64.)

### Adults Who Went Without Care Because of Cost



Source: Centers for Disease Control and Prevention, Behavioral Risk Factor Surveillance System. (Adults are ages 18–64.)

## Marketplace & Medicaid Enrollment

# 480,912

people in Georgia have coverage under a marketplace plan

# 85%

received financial assistance (premium tax credit) to help purchase coverage

# 1,830,121

Medicaid+CHIP enrollment in Georgia

Source: Centers for Medicare and Medicaid Services. (Marketplace & Medicaid+CHIP enrollment are for 2018.)

## More Federal Dollars for Health Insurance Coverage in Georgia

**\$6.2**  
BILLION

**\$9.7**  
BILLION

2013  
Medicaid  
only

2018  
Marketplace Premium  
Tax Credits +  
Medicaid (FY 2017)

# 56%

increase in federal support for health coverage in Georgia

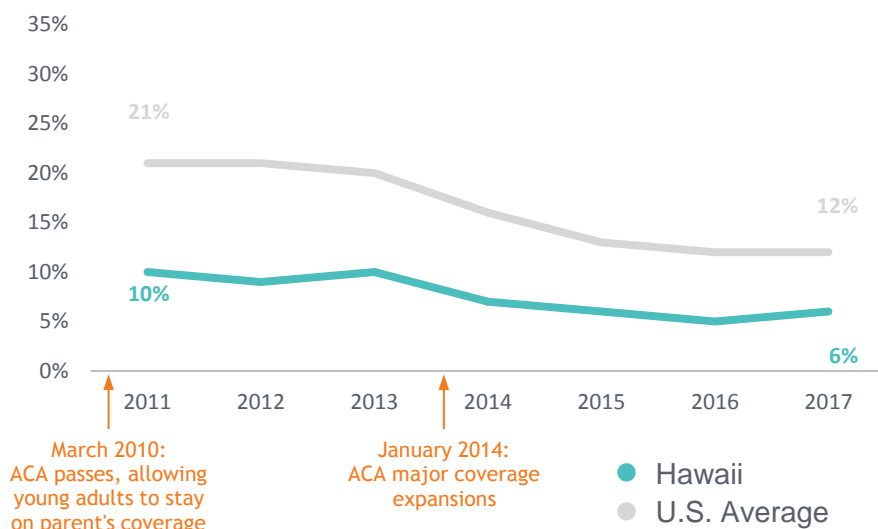
Sources: Medicaid and CHIP Payment and Access Commission; Kaiser Family Foundation.

# Hawaii

## Changes in Health Care Coverage & Access

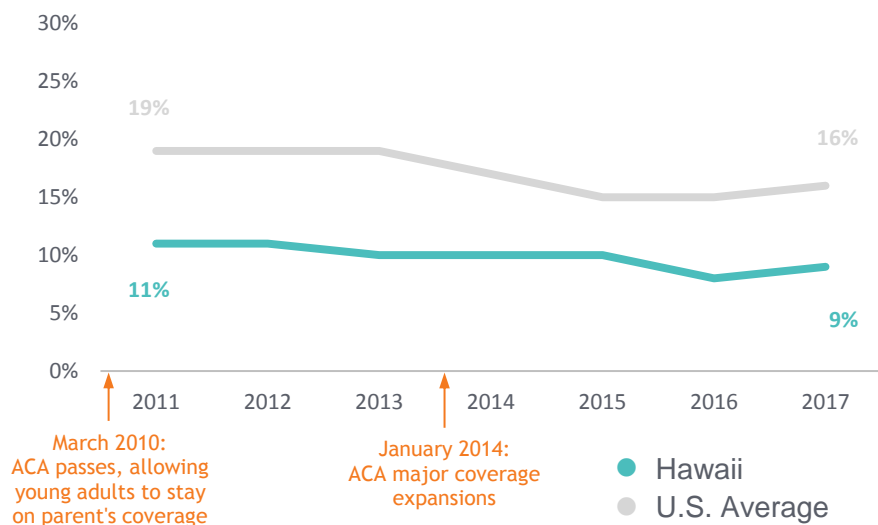
Following the Affordable Care Act's coverage expansions, more people in Hawaii have health insurance and are better able to get, and afford, the health care they need.

### Uninsured Adults



Source: U.S. Census, American Community Survey. (Adults are ages 19–64.)

### Adults Who Went Without Care Because of Cost



Source: Centers for Disease Control and Prevention, Behavioral Risk Factor Surveillance System. (Adults are ages 18–64.)

## Marketplace & Medicaid Enrollment

# 19,799

people in Hawaii have coverage under a marketplace plan

# 79%

received financial assistance (premium tax credit) to help purchase coverage

# 338,664

Medicaid+CHIP enrollment in Hawaii

Source: Centers for Medicare and Medicaid Services. (Marketplace & Medicaid+CHIP enrollment are for 2018.)

## More Federal Dollars for Health Insurance Coverage in Hawaii

**\$0.9**  
BILLION

**\$1.7**  
BILLION

2013  
Medicaid  
only

2018  
Marketplace Premium  
Tax Credits +  
Medicaid (FY 2017)

# 89%

increase in federal support for health coverage in Hawaii

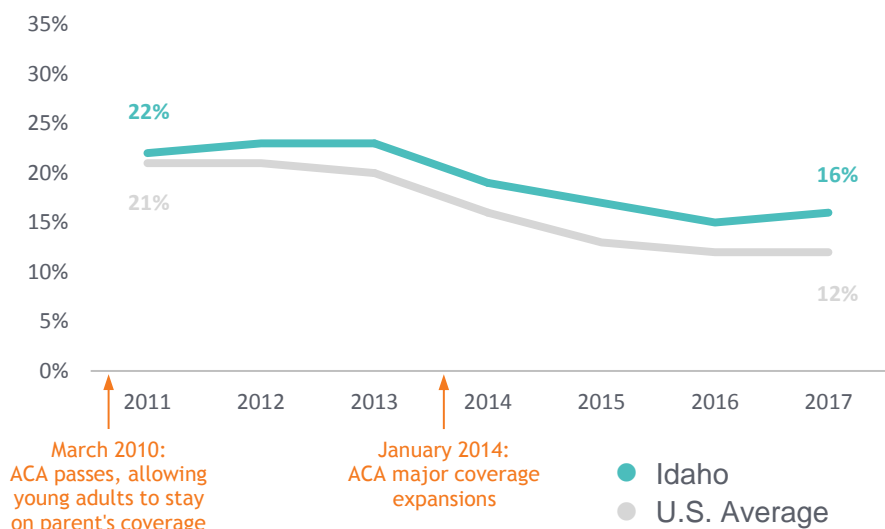
Sources: Medicaid and CHIP Payment and Access Commission; Kaiser Family Foundation.

## Idaho

## Changes in Health Care Coverage &amp; Access

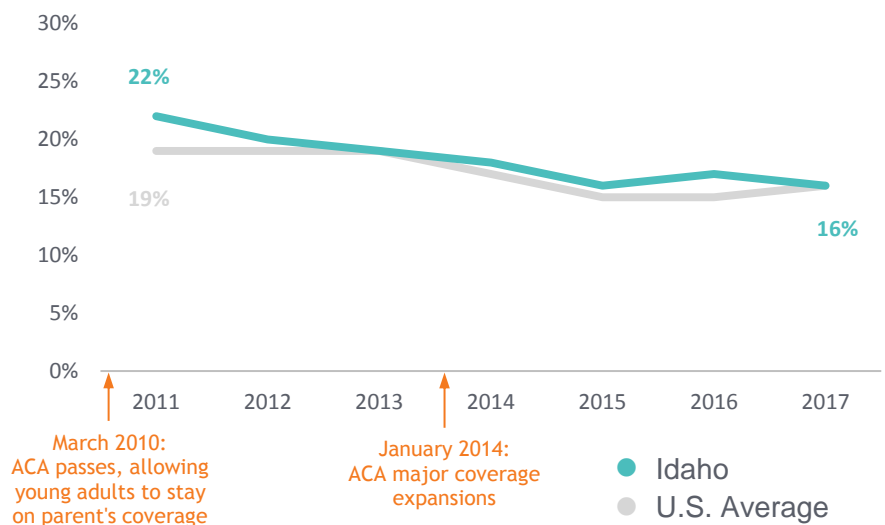
Following the Affordable Care Act's coverage expansions, more people in Idaho have health insurance and are better able to get, and afford, the health care they need.

## Uninsured Adults



Source: U.S. Census, American Community Survey. (Adults are ages 19–64.)

## Adults Who Went Without Care Because of Cost



Source: Centers for Disease Control and Prevention, Behavioral Risk Factor Surveillance System. (Adults are ages 18–64.)

## Marketplace &amp; Medicaid Enrollment

94,507

people in Idaho have coverage under a marketplace plan

61%

received financial assistance (premium tax credit) to help purchase coverage

271,705

Medicaid+CHIP enrollment in Idaho

Source: Centers for Medicare and Medicaid Services. (Marketplace & Medicaid+CHIP enrollment are for 2018.)

## More Federal Dollars for Health Insurance Coverage in Idaho

\$1.3  
BILLION

\$3.1  
BILLION

2013  
Medicaid  
only

2018  
Marketplace Premium  
Tax Credits +  
Medicaid (FY 2017)

138%

increase in federal support for health coverage in Idaho

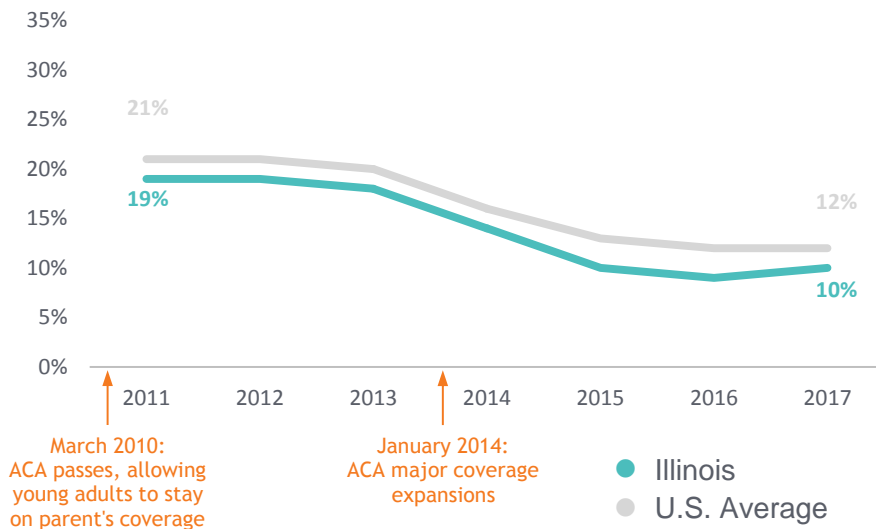
Sources: Medicaid and CHIP Payment and Access Commission; Kaiser Family Foundation.

# Illinois

## Changes in Health Care Coverage & Access

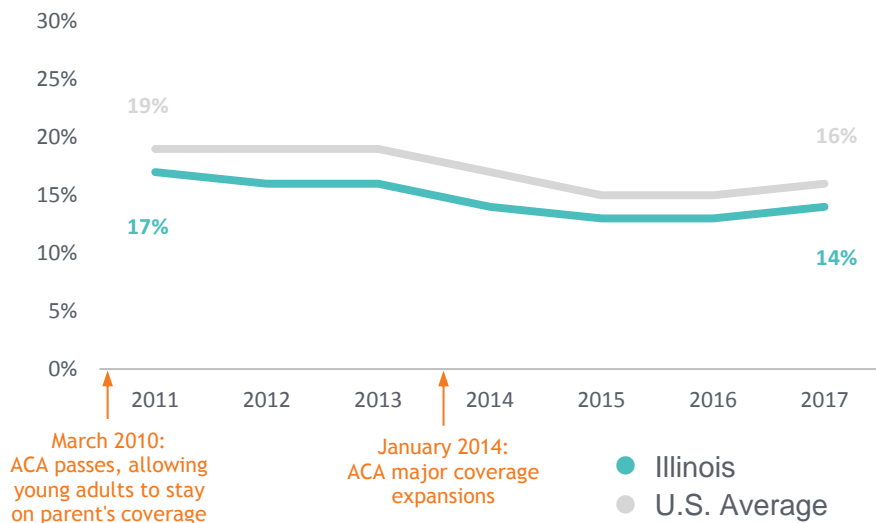
Following the Affordable Care Act's coverage expansions, more people in Illinois have health insurance and are better able to get, and afford, the health care they need.

### Uninsured Adults



Source: U.S. Census, American Community Survey. (Adults are ages 19–64.)

### Adults Who Went Without Care Because of Cost



Source: Centers for Disease Control and Prevention, Behavioral Risk Factor Surveillance System. (Adults are ages 18–64.)

## Marketplace & Medicaid Enrollment

# 334,979

people in Illinois have coverage under a marketplace plan

# 82%

received financial assistance (premium tax credit) to help purchase coverage

# 2,955,463

Medicaid+CHIP enrollment in Illinois

Source: Centers for Medicare and Medicaid Services. (Marketplace & Medicaid+CHIP enrollment are for 2018.)

## More Federal Dollars for Health Insurance Coverage in Illinois

**\$8.5**  
BILLION

**\$10.4**  
BILLION



2013  
Medicaid  
only

2018  
Marketplace Premium  
Tax Credits +  
Medicaid (FY 2017)

# 22%

increase in federal support for health coverage in Illinois

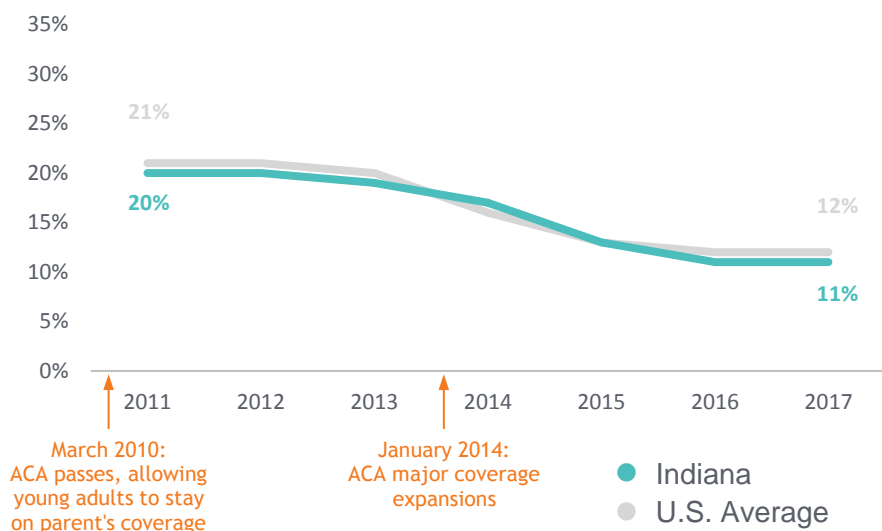
Sources: Medicaid and CHIP Payment and Access Commission; Kaiser Family Foundation.

# Indiana

## Changes in Health Care Coverage & Access

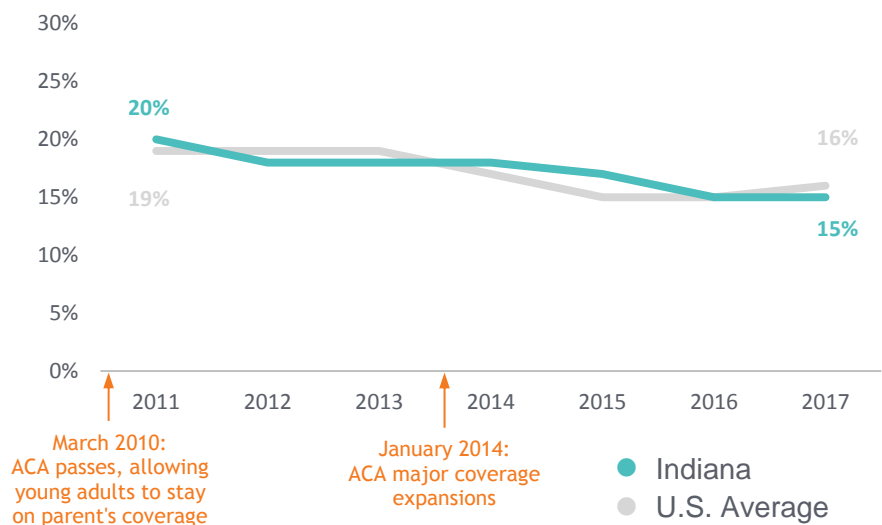
Following the Affordable Care Act's coverage expansions, more people in Indiana have health insurance and are better able to get, and afford, the health care they need.

### Uninsured Adults



Source: U.S. Census, American Community Survey. (Adults are ages 19–64.)

### Adults Who Went Without Care Because of Cost



Source: Centers for Disease Control and Prevention, Behavioral Risk Factor Surveillance System. (Adults are ages 18–64.)

## Marketplace & Medicaid Enrollment

# 166,711

people in Indiana have coverage under a marketplace plan

# 67%

received financial assistance (premium tax credit) to help purchase coverage

# 1,437,660

Medicaid+CHIP enrollment in Indiana

Source: Centers for Medicare and Medicaid Services. (Marketplace & Medicaid+CHIP enrollment are for 2018.)

## More Federal Dollars for Health Insurance Coverage in Indiana

**\$5.6**  
BILLION

**\$8.8**  
BILLION

2013  
Medicaid  
only

2018  
Marketplace Premium  
Tax Credits +  
Medicaid (FY 2017)

# 57%

increase in federal support for health coverage in Indiana

Sources: Medicaid and CHIP Payment and Access Commission; Kaiser Family Foundation.

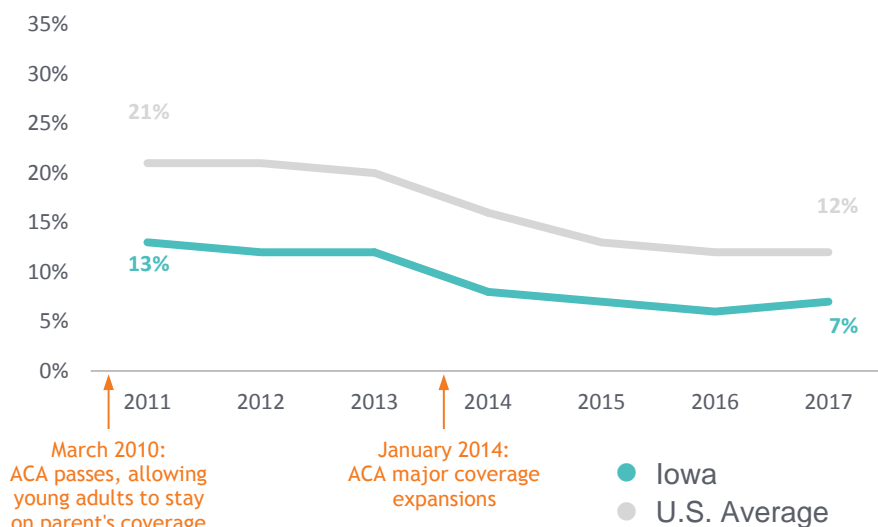


## Iowa

## Changes in Health Care Coverage &amp; Access

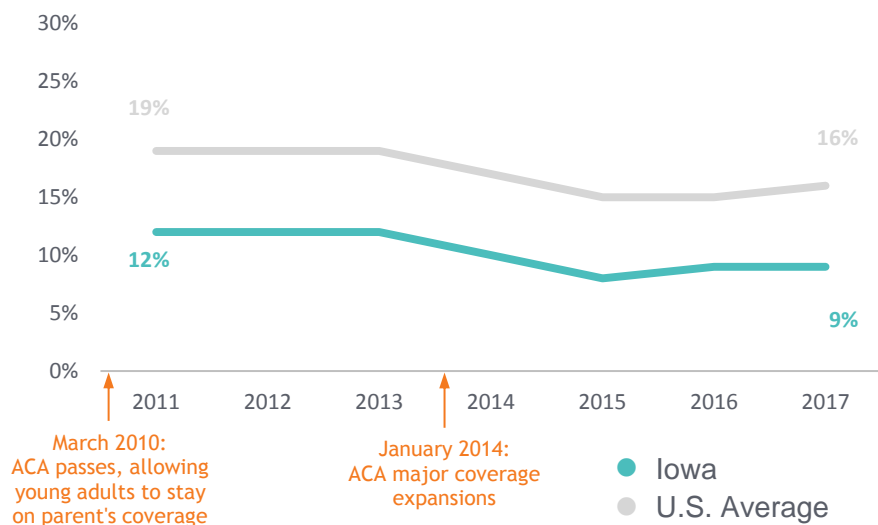
Following the Affordable Care Act's coverage expansions, more people in Iowa have health insurance and are better able to get, and afford, the health care they need.

## Uninsured Adults



Source: U.S. Census, American Community Survey. (Adults are ages 19–64.)

## Adults Who Went Without Care Because of Cost



Source: Centers for Disease Control and Prevention, Behavioral Risk Factor Surveillance System. (Adults are ages 18–64.)

## Marketplace &amp; Medicaid Enrollment

53,217

people in Iowa have coverage under a marketplace plan

85%

received financial assistance (premium tax credit) to help purchase coverage

677,994

Medicaid+CHIP enrollment in Iowa

Source: Centers for Medicare and Medicaid Services. (Marketplace & Medicaid+CHIP enrollment are for 2018.)

## More Federal Dollars for Health Insurance Coverage in Iowa

\$2.3  
BILLION\$3.1  
BILLION2013  
Medicaid  
only2018  
Marketplace Premium  
Tax Credits +  
Medicaid (FY 2017)

35%

increase in federal support for health coverage in Iowa

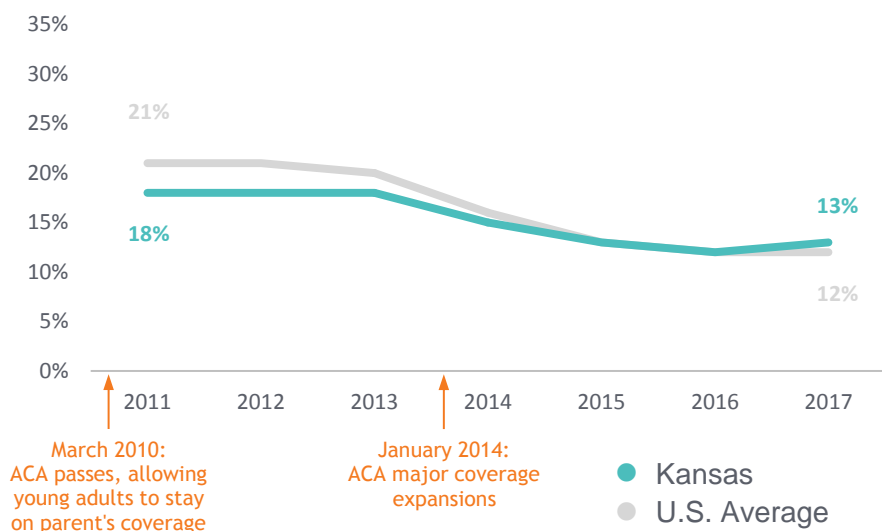
Sources: Medicaid and CHIP Payment and Access Commission; Kaiser Family Foundation.

# Kansas

## Changes in Health Care Coverage & Access

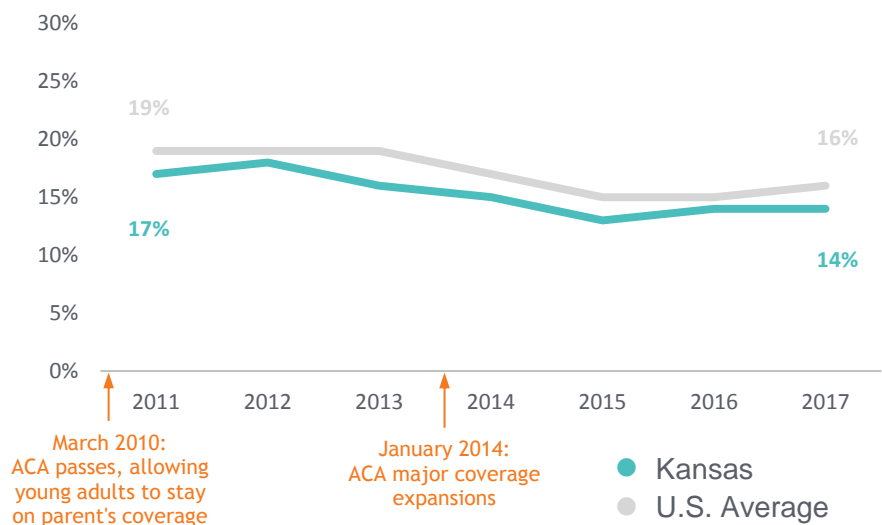
Following the Affordable Care Act's coverage expansions, more people in Kansas have health insurance and are better able to get, and afford, the health care they need.

### Uninsured Adults



Source: U.S. Census, American Community Survey. (Adults are ages 19–64.)

### Adults Who Went Without Care Because of Cost



Source: Centers for Disease Control and Prevention, Behavioral Risk Factor Surveillance System. (Adults are ages 18–64.)

## Marketplace & Medicaid Enrollment

# 98,238

people in Kansas have coverage under a marketplace plan

# 83%

received financial assistance (premium tax credit) to help purchase coverage

# 389,737

Medicaid+CHIP enrollment in Kansas

Source: Centers for Medicare and Medicaid Services. (Marketplace & Medicaid+CHIP enrollment are for 2018.)

## More Federal Dollars for Health Insurance Coverage in Kansas

**\$1.6**  
BILLION

**\$2.5**  
BILLION

2013  
Medicaid  
only

2018  
Marketplace Premium  
Tax Credits +  
Medicaid (FY 2017)

# 56%

increase in federal support for health coverage in Kansas

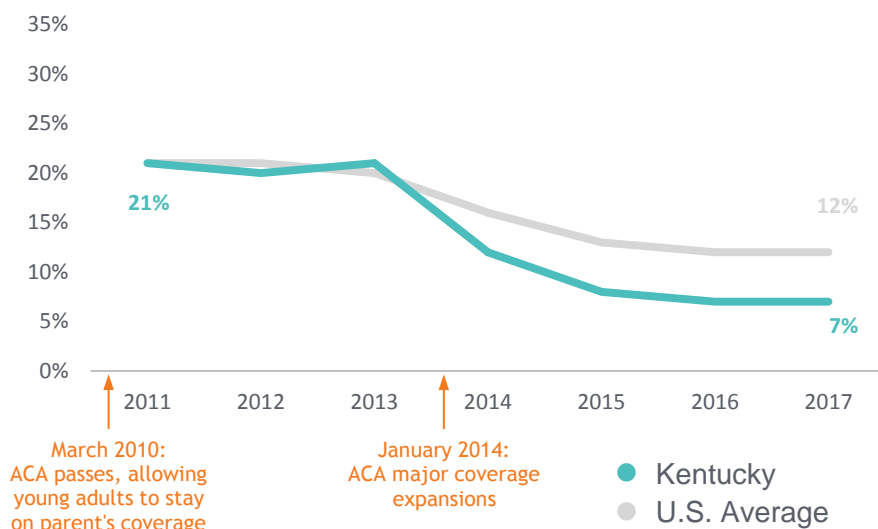
Sources: Medicaid and CHIP Payment and Access Commission; Kaiser Family Foundation.

# Kentucky

## Changes in Health Care Coverage & Access

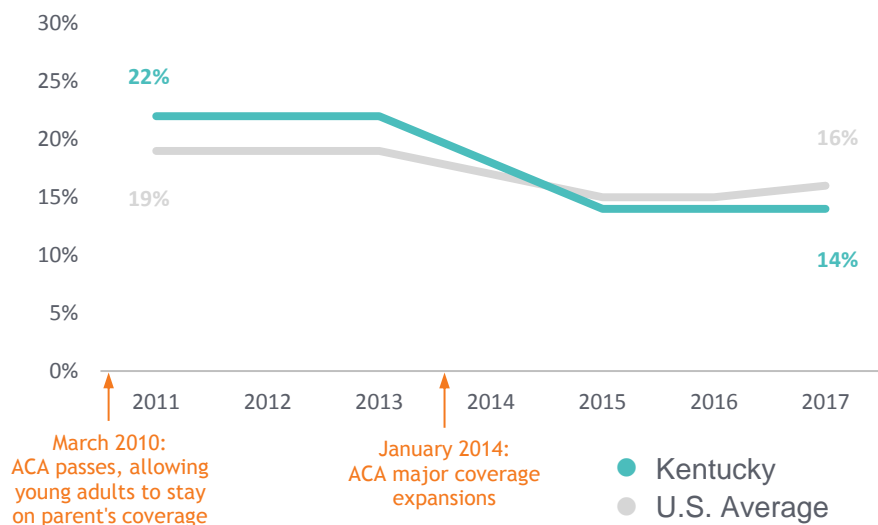
Following the Affordable Care Act's coverage expansions, more people in Kentucky have health insurance and are better able to get, and afford, the health care they need.

### Uninsured Adults



Source: U.S. Census, American Community Survey. (Adults are ages 19–64.)

### Adults Who Went Without Care Because of Cost



Source: Centers for Disease Control and Prevention, Behavioral Risk Factor Surveillance System. (Adults are ages 18–64.)

## Marketplace & Medicaid Enrollment

# 89,569

people in Kentucky have coverage under a marketplace plan

# 75%

received financial assistance (premium tax credit) to help purchase coverage

# 1,244,291

Medicaid+CHIP enrollment in Kentucky

Source: Centers for Medicare and Medicaid Services. (Marketplace & Medicaid+CHIP enrollment are for 2018.)

## More Federal Dollars for Health Insurance Coverage in Kentucky

**\$4.2**  
BILLION

**\$7.9**  
BILLION

2013  
Medicaid  
only

2018  
Marketplace Premium  
Tax Credits +  
Medicaid (FY 2017)

# 88%

increase in federal support for health coverage in Kentucky

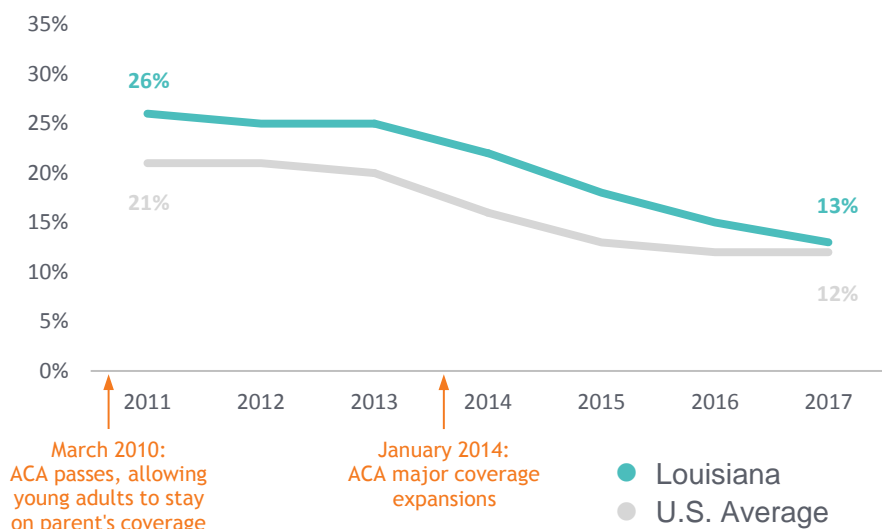
Sources: Medicaid and CHIP Payment and Access Commission; Kaiser Family Foundation.

# Louisiana

## Changes in Health Care Coverage & Access

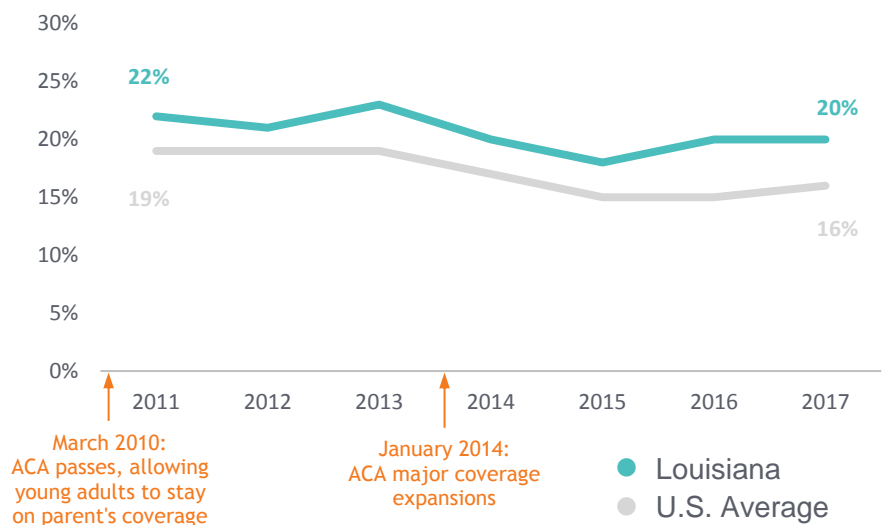
Following the Affordable Care Act's coverage expansions, more people in Louisiana have health insurance and are better able to get, and afford, the health care they need.

### Uninsured Adults



Source: U.S. Census, American Community Survey. (Adults are ages 19–64.)

### Adults Who Went Without Care Because of Cost



Source: Centers for Disease Control and Prevention, Behavioral Risk Factor Surveillance System. (Adults are ages 18–64.)

## Marketplace & Medicaid Enrollment

# 109,855

people in Louisiana have coverage under a marketplace plan

# 85%

received financial assistance (premium tax credit) to help purchase coverage

# 1,450,391

Medicaid+CHIP enrollment in Louisiana

Source: Centers for Medicare and Medicaid Services. (Marketplace & Medicaid+CHIP enrollment are for 2018.)

## More Federal Dollars for Health Insurance Coverage in Louisiana

**\$4.7**  
BILLION

**\$8.5**  
BILLION

2013  
Medicaid  
only

2018  
Marketplace Premium  
Tax Credits +  
Medicaid (FY 2017)

# 81%

increase in federal support for health coverage in Louisiana

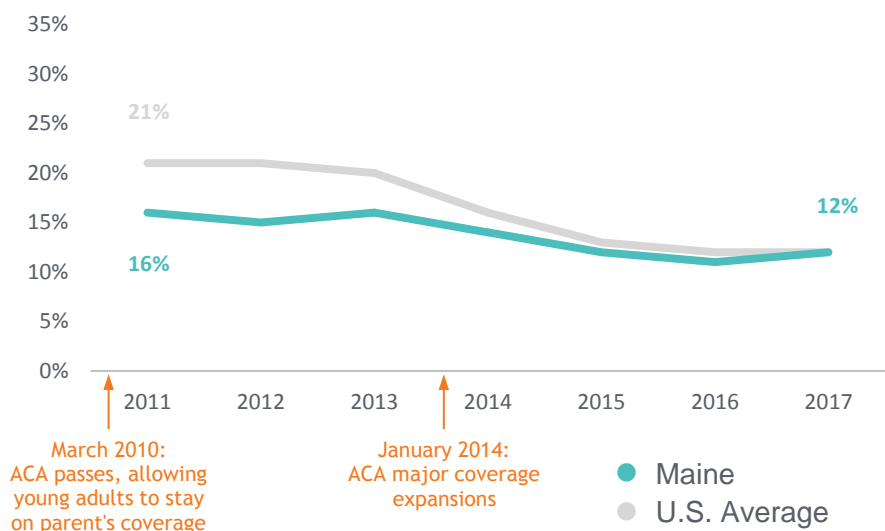
Sources: Medicaid and CHIP Payment and Access Commission; Kaiser Family Foundation.

# Maine

## Changes in Health Care Coverage & Access

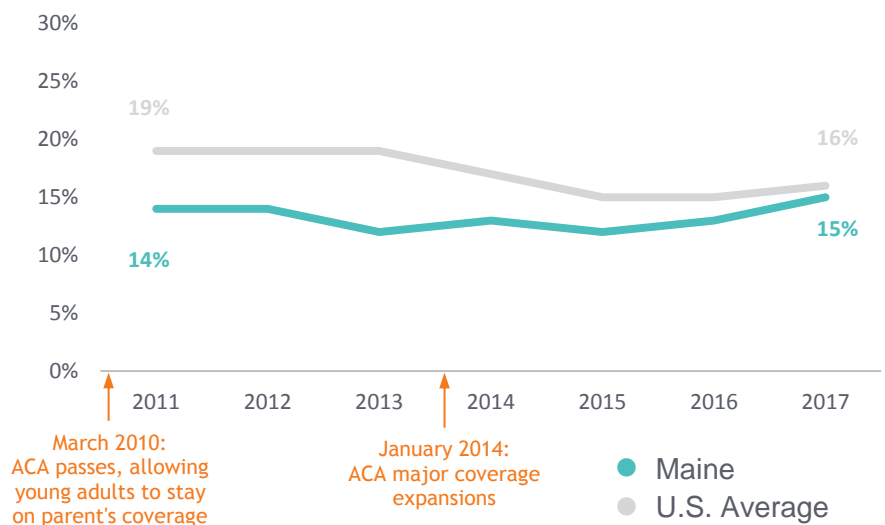
Following the Affordable Care Act's coverage expansions, more people in Maine have health insurance and are better able to get, and afford, the health care they need.

### Uninsured Adults



Source: U.S. Census, American Community Survey. (Adults are ages 19–64.)

### Adults Who Went Without Care Because of Cost



Source: Centers for Disease Control and Prevention, Behavioral Risk Factor Surveillance System. (Adults are ages 18–64.)

## Marketplace & Medicaid Enrollment

# 75,809

people in Maine have coverage under a marketplace plan

# 85%

received financial assistance (premium tax credit) to help purchase coverage

# 261,999

Medicaid+CHIP enrollment in Maine

Source: Centers for Medicare and Medicaid Services. (Marketplace & Medicaid+CHIP enrollment are for 2018.)

## More Federal Dollars for Health Insurance Coverage in Maine

# \$1.9

BILLION

# \$2.3

BILLION



2013  
Medicaid  
only

2018  
Marketplace Premium  
Tax Credits +  
Medicaid (FY 2017)

# 21%

increase in federal support for health coverage in Maine

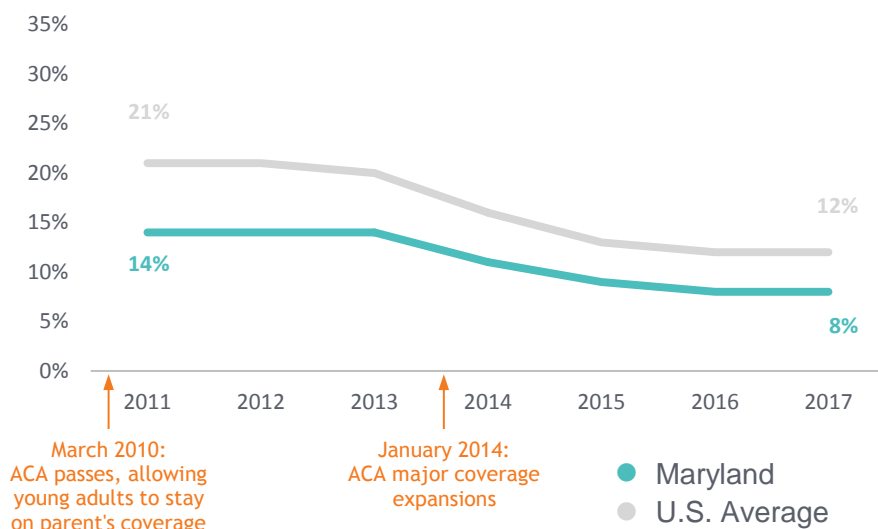
Sources: Medicaid and CHIP Payment and Access Commission; Kaiser Family Foundation.

# Maryland

## Changes in Health Care Coverage & Access

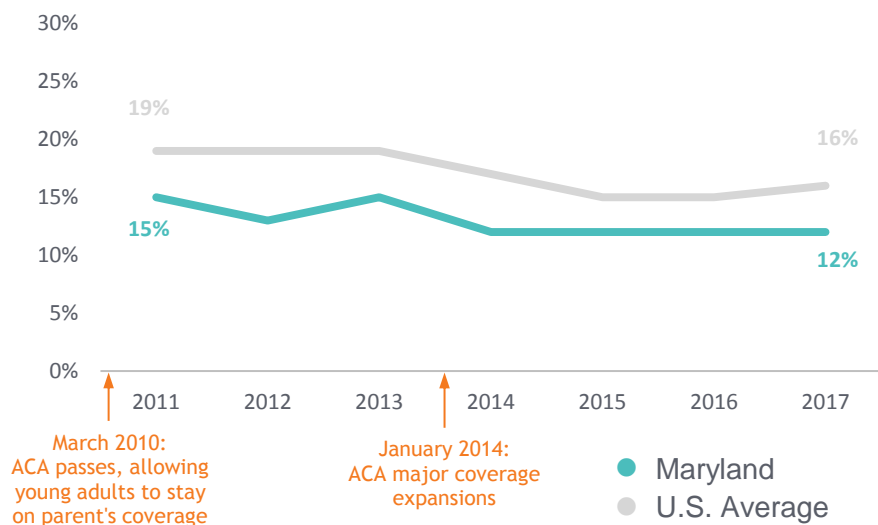
Following the Affordable Care Act's coverage expansions, more people in Maryland have health insurance and are better able to get, and afford, the health care they need.

### Uninsured Adults



Source: U.S. Census, American Community Survey. (Adults are ages 19–64.)

### Adults Who Went Without Care Because of Cost



Source: Centers for Disease Control and Prevention, Behavioral Risk Factor Surveillance System. (Adults are ages 18–64.)

## Marketplace & Medicaid Enrollment

# 153,584

people in Maryland have coverage under a marketplace plan

# 79%

received financial assistance (premium tax credit) to help purchase coverage

# 1,302,048

Medicaid+CHIP enrollment in Maryland

Source: Centers for Medicare and Medicaid Services. (Marketplace & Medicaid+CHIP enrollment are for 2018.)

## More Federal Dollars for Health Insurance Coverage in Maryland

**\$4.1**  
BILLION

**\$7.8**  
BILLION

2013  
Medicaid  
only

2018  
Marketplace Premium  
Tax Credits +  
Medicaid (FY 2017)

# 90%

increase in federal support for health coverage in Maryland

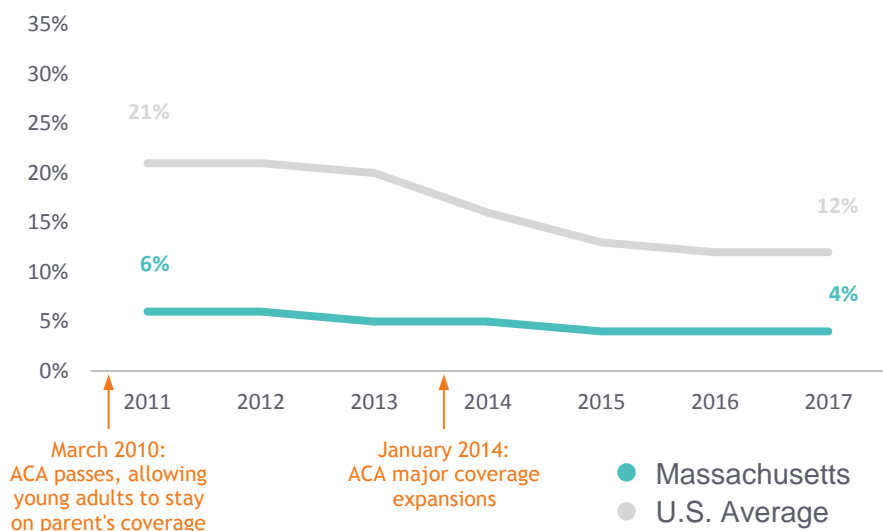
Sources: Medicaid and CHIP Payment and Access Commission; Kaiser Family Foundation.

# Massachusetts

## Changes in Health Care Coverage & Access

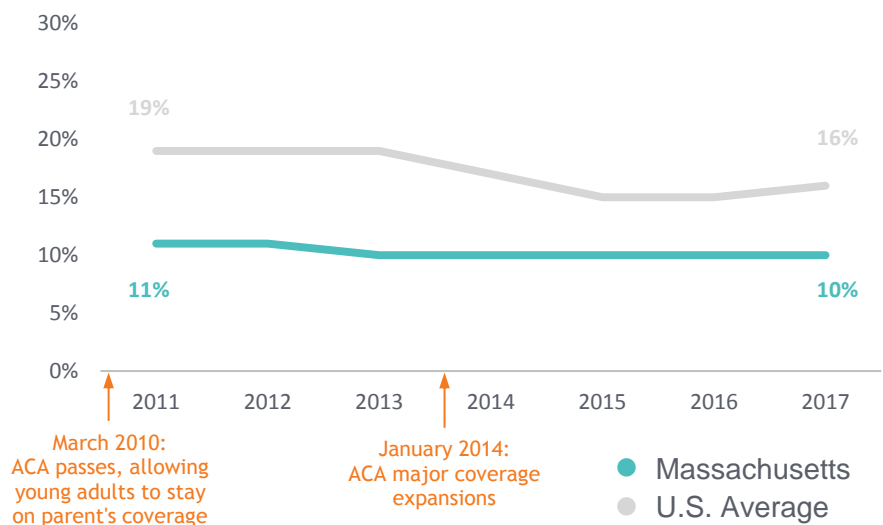
Following the Affordable Care Act's coverage expansions, more people in Massachusetts have health insurance and are better able to get, and afford, the health care they need.

### Uninsured Adults



Source: U.S. Census, American Community Survey. (Adults are ages 19–64.)

### Adults Who Went Without Care Because of Cost



Source: Centers for Disease Control and Prevention, Behavioral Risk Factor Surveillance System. (Adults are ages 18–64.)

## Marketplace & Medicaid Enrollment

# 267,260

people in Massachusetts have coverage under a marketplace plan

# 80%

received financial assistance (premium tax credit) to help purchase coverage

# 1,620,023

Medicaid+CHIP enrollment in Massachusetts

Source: Centers for Medicare and Medicaid Services. (Marketplace & Medicaid+CHIP enrollment are for 2018.)

## More Federal Dollars for Health Insurance Coverage in Massachusetts

**\$6.9**  
BILLION

**\$10.5**  
BILLION

2013  
Medicaid  
only

2018  
Marketplace Premium  
Tax Credits +  
Medicaid (FY 2017)

# 52%

increase in federal support for health coverage in Massachusetts

Sources: Medicaid and CHIP Payment and Access Commission; Kaiser Family Foundation.

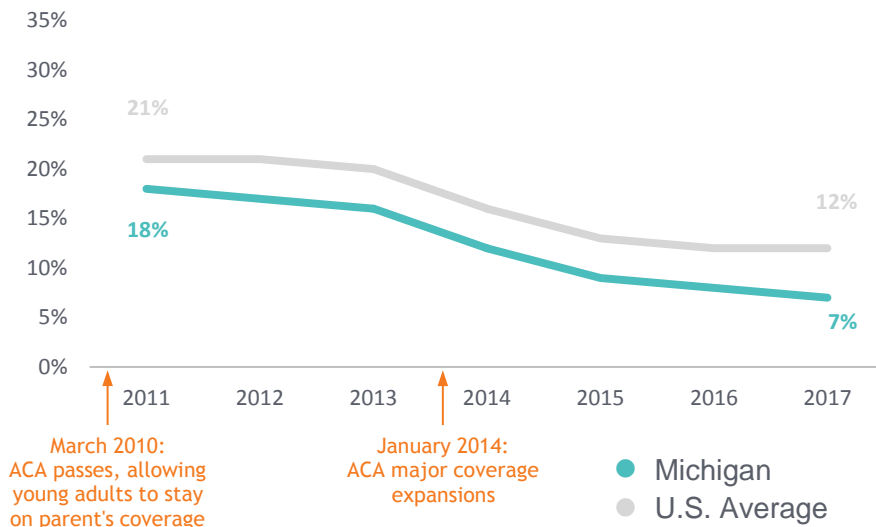


# Michigan

## Changes in Health Care Coverage & Access

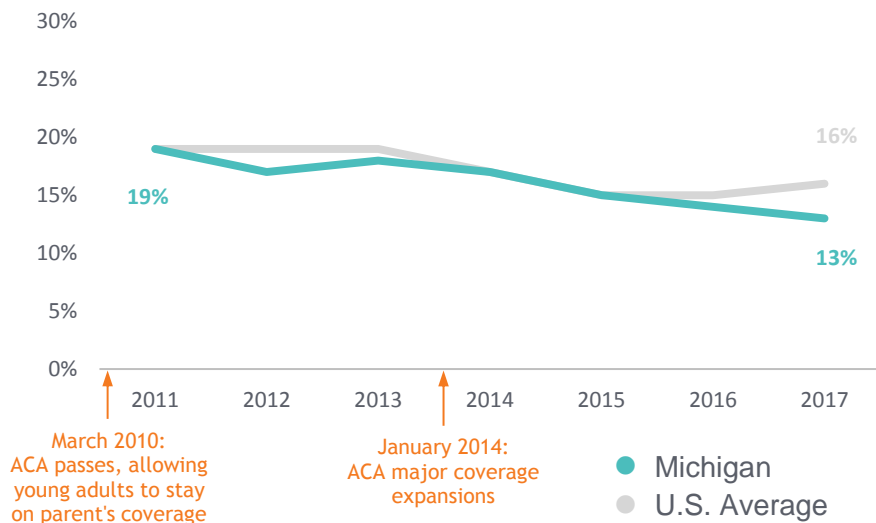
Following the Affordable Care Act's coverage expansions, more people in Michigan have health insurance and are better able to get, and afford, the health care they need.

### Uninsured Adults



Source: U.S. Census, American Community Survey. (Adults are ages 19–64.)

### Adults Who Went Without Care Because of Cost



Source: Centers for Disease Control and Prevention, Behavioral Risk Factor Surveillance System. (Adults are ages 18–64.)

## Marketplace & Medicaid Enrollment

# 293,940

people in Michigan have coverage under a marketplace plan

# 82%

received financial assistance (premium tax credit) to help purchase coverage

# 2,333,174

Medicaid+CHIP enrollment in Michigan

Source: Centers for Medicare and Medicaid Services. (Marketplace & Medicaid+CHIP enrollment are for 2018.)

## More Federal Dollars for Health Insurance Coverage in Michigan

**\$8.6**  
BILLION



2013  
Medicaid  
only

**\$13.6**  
BILLION



2018  
Marketplace Premium  
Tax Credits +  
Medicaid (FY 2017)

# 58%

increase in federal support for health coverage in Michigan

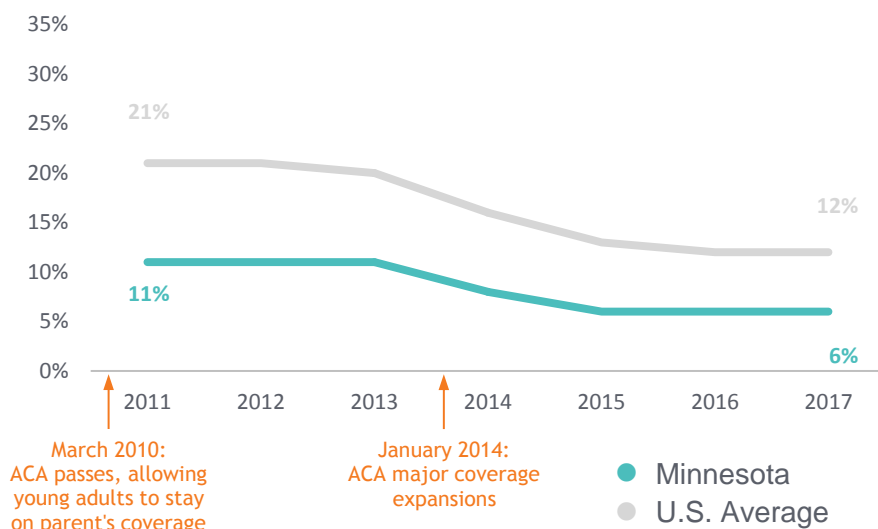
Sources: Medicaid and CHIP Payment and Access Commission; Kaiser Family Foundation.

# Minnesota

## Changes in Health Care Coverage & Access

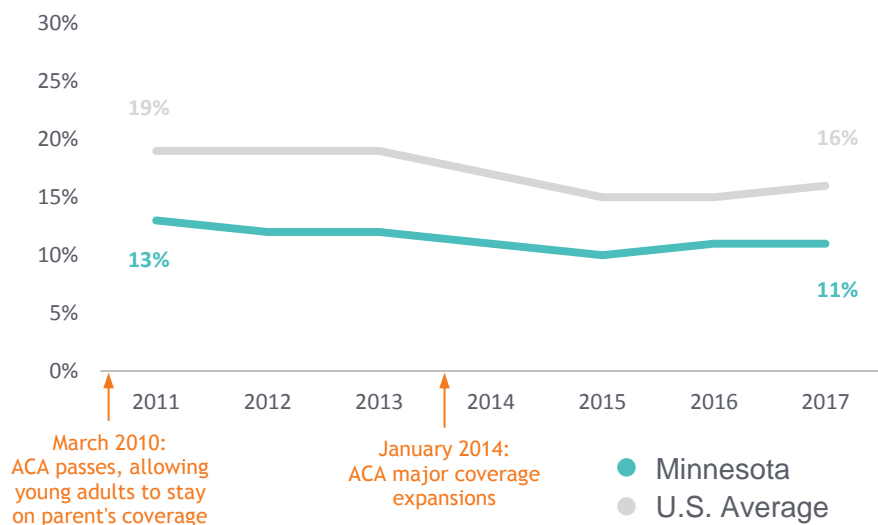
Following the Affordable Care Act's coverage expansions, more people in Minnesota have health insurance and are better able to get, and afford, the health care they need.

### Uninsured Adults



Source: U.S. Census, American Community Survey. (Adults are ages 19–64.)

### Adults Who Went Without Care Because of Cost



Source: Centers for Disease Control and Prevention, Behavioral Risk Factor Surveillance System. (Adults are ages 18–64.)

## Marketplace & Medicaid Enrollment

# 116,358

people in Minnesota have coverage under a marketplace plan

# 60%

received financial assistance (premium tax credit) to help purchase coverage

# 1,071,405

Medicaid+CHIP enrollment in Minnesota

Source: Centers for Medicare and Medicaid Services. (Marketplace & Medicaid+CHIP enrollment are for 2018.)

## More Federal Dollars for Health Insurance Coverage in Minnesota

**\$4.8**  
BILLION

**\$7.3**  
BILLION

2013  
Medicaid  
only

2018  
Marketplace Premium  
Tax Credits +  
Medicaid (FY 2017)

# 52%

increase in federal support for health coverage in Minnesota

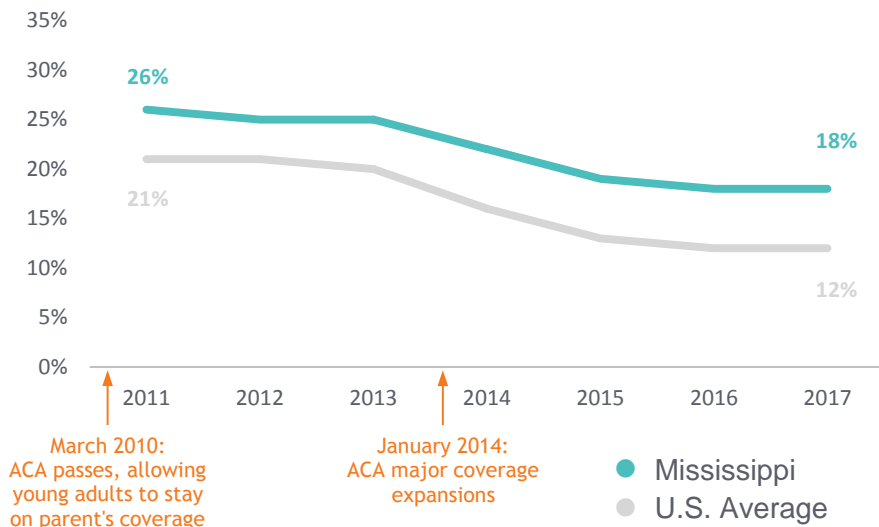
Sources: Medicaid and CHIP Payment and Access Commission; Kaiser Family Foundation.

# Mississippi

## Changes in Health Care Coverage & Access

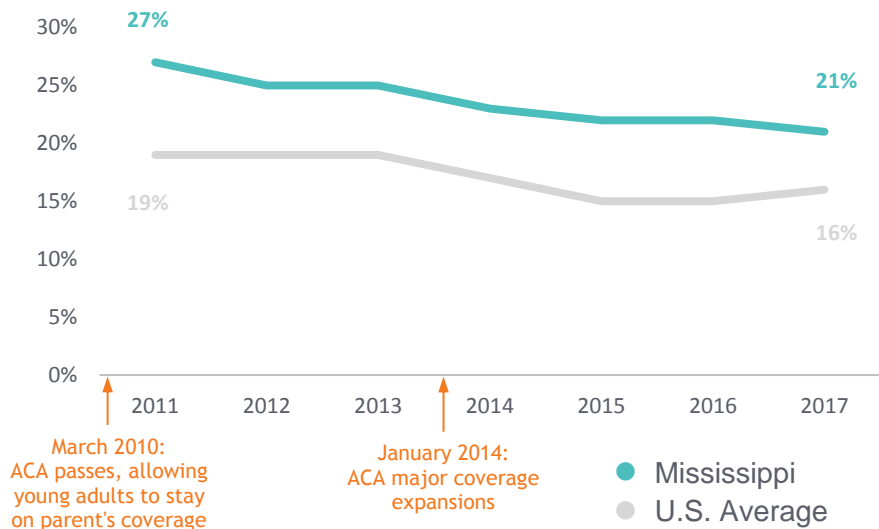
Following the Affordable Care Act's coverage expansions, more people in Mississippi have health insurance and are better able to get, and afford, the health care they need.

### Uninsured Adults



Source: U.S. Census, American Community Survey. (Adults are ages 19–64.)

### Adults Who Went Without Care Because of Cost



Source: Centers for Disease Control and Prevention, Behavioral Risk Factor Surveillance System. (Adults are ages 18–64.)

## Marketplace & Medicaid Enrollment

# 83,649

people in Mississippi have coverage under a marketplace plan

# 92%

received financial assistance (premium tax credit) to help purchase coverage

# 643,891

Medicaid+CHIP enrollment in Mississippi

Source: Centers for Medicare and Medicaid Services. (Marketplace & Medicaid+CHIP enrollment are for 2018.)

## More Federal Dollars for Health Insurance Coverage in Mississippi

# \$3.6

BILLION

# \$5.6

BILLION

2013  
Medicaid  
only

2018  
Marketplace Premium  
Tax Credits +  
Medicaid (FY 2017)

# 56%

increase in federal support for health coverage in Mississippi

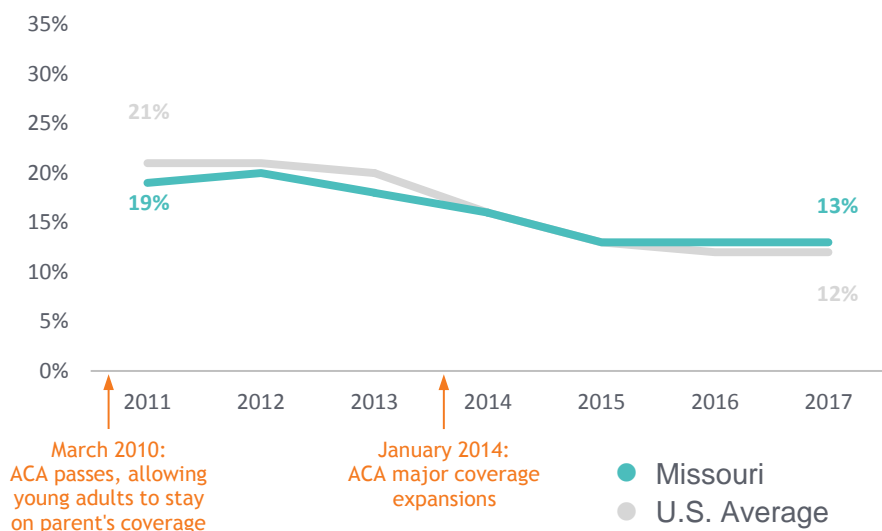
Sources: Medicaid and CHIP Payment and Access Commission; Kaiser Family Foundation.

# Missouri

## Changes in Health Care Coverage & Access

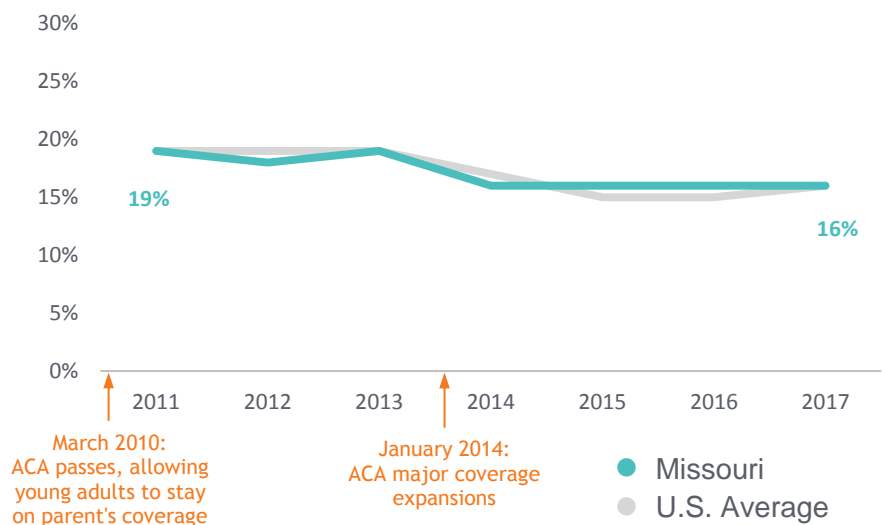
Following the Affordable Care Act's coverage expansions, more people in Missouri have health insurance and are better able to get, and afford, the health care they need.

### Uninsured Adults



Source: U.S. Census, American Community Survey. (Adults are ages 19–64.)

### Adults Who Went Without Care Because of Cost



Source: Centers for Disease Control and Prevention, Behavioral Risk Factor Surveillance System. (Adults are ages 18–64.)

## Marketplace & Medicaid Enrollment

# 243,382

people in Missouri have coverage under a marketplace plan

# 83%

received financial assistance (premium tax credit) to help purchase coverage

# 953,495

Medicaid+CHIP enrollment in Missouri

Source: Centers for Medicare and Medicaid Services. (Marketplace & Medicaid+CHIP enrollment are for 2018.)

## More Federal Dollars for Health Insurance Coverage in Missouri

# \$5.7

BILLION

# \$7.2

BILLION

2013  
Medicaid  
only

2018  
Marketplace Premium  
Tax Credits +  
Medicaid (FY 2017)

# 26%

increase in federal support for health coverage in Missouri

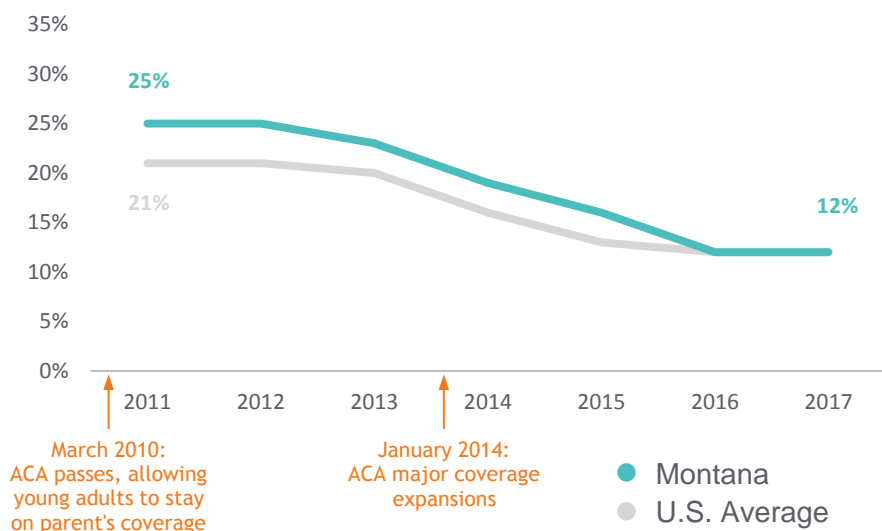
Sources: Medicaid and CHIP Payment and Access Commission; Kaiser Family Foundation.

# Montana

## Changes in Health Care Coverage & Access

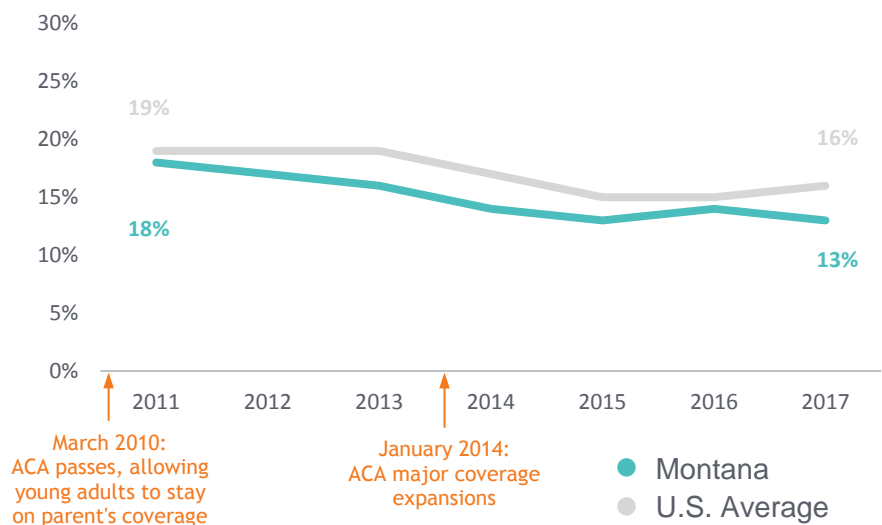
Following the Affordable Care Act's coverage expansions, more people in Montana have health insurance and are better able to get, and afford, the health care they need.

### Uninsured Adults



Source: U.S. Census, American Community Survey. (Adults are ages 19–64.)

### Adults Who Went Without Care Because of Cost



Source: Centers for Disease Control and Prevention, Behavioral Risk Factor Surveillance System. (Adults are ages 18–64.)

## Marketplace & Medicaid Enrollment

# 47,699

people in Montana have coverage under a marketplace plan

# 84%

received financial assistance (premium tax credit) to help purchase coverage

# 278,950

Medicaid+CHIP enrollment in Montana

Source: Centers for Medicare and Medicaid Services. (Marketplace & Medicaid+CHIP enrollment are for 2018.)

## More Federal Dollars for Health Insurance Coverage in Montana

**\$0.7**  
BILLION

**\$1.7**  
BILLION

2013  
Medicaid  
only

2018  
Marketplace Premium  
Tax Credits +  
Medicaid (FY 2017)

# 143%

increase in federal support for health coverage in Montana

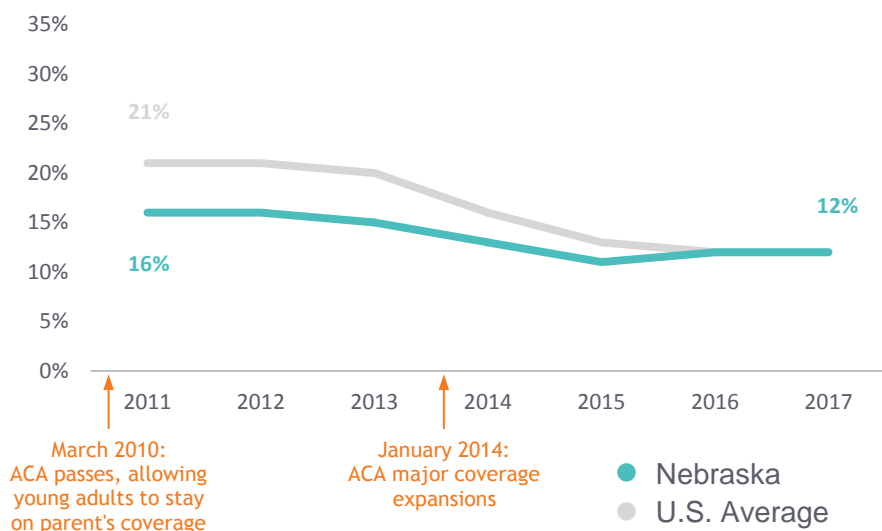
Sources: Medicaid and CHIP Payment and Access Commission; Kaiser Family Foundation.

# Nebraska

## Changes in Health Care Coverage & Access

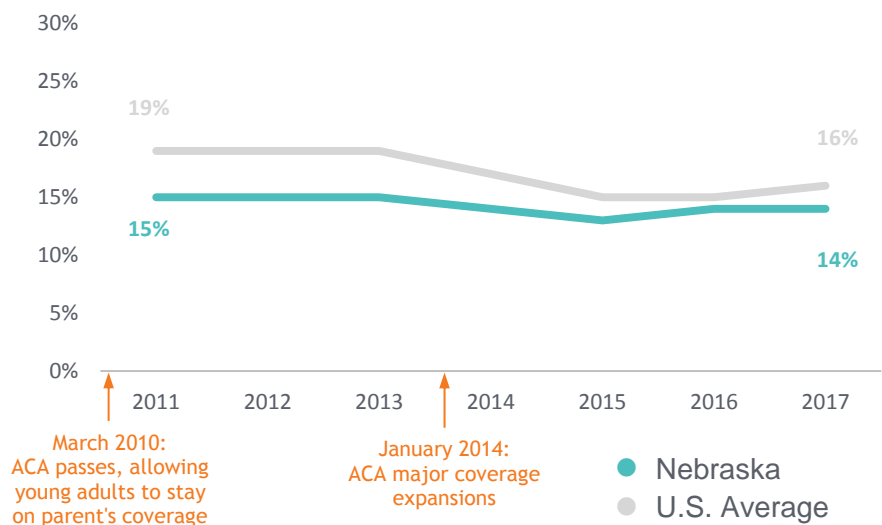
Following the Affordable Care Act's coverage expansions, more people in Nebraska have health insurance and are better able to get, and afford, the health care they need.

### Uninsured Adults



Source: U.S. Census, American Community Survey. (Adults are ages 19–64.)

### Adults Who Went Without Care Because of Cost



Source: Centers for Disease Control and Prevention, Behavioral Risk Factor Surveillance System. (Adults are ages 18–64.)

## Marketplace & Medicaid Enrollment

# 88,213

people in Nebraska have coverage under a marketplace plan

# 92%

received financial assistance (premium tax credit) to help purchase coverage

# 244,969

Medicaid+CHIP enrollment in Nebraska

Source: Centers for Medicare and Medicaid Services. (Marketplace & Medicaid+CHIP enrollment are for 2018.)

## More Federal Dollars for Health Insurance Coverage in Nebraska

# \$1.1

BILLION



2013  
Medicaid  
only

# \$1.3

BILLION



2018  
Marketplace Premium  
Tax Credits +  
Medicaid (FY 2017)

# 18%

increase in federal support for health coverage in Nebraska

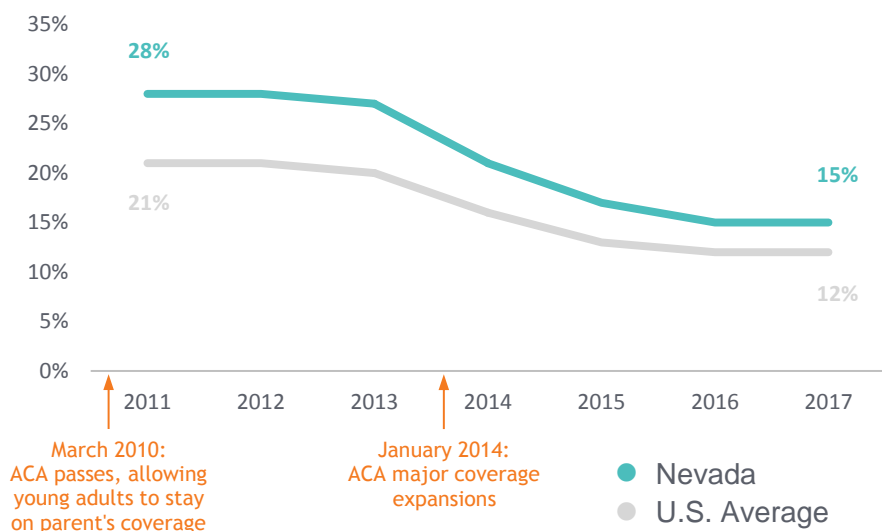
Sources: Medicaid and CHIP Payment and Access Commission; Kaiser Family Foundation.

# Nevada

## Changes in Health Care Coverage & Access

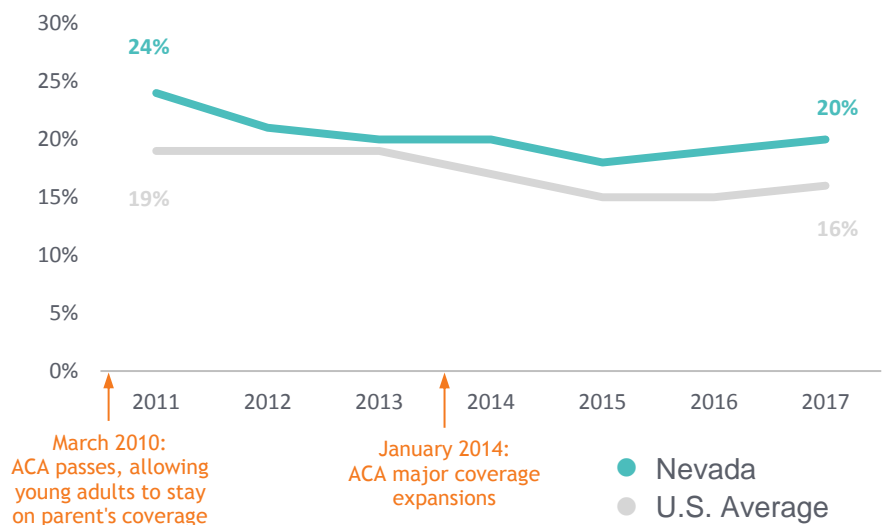
Following the Affordable Care Act's coverage expansions, more people in Nevada have health insurance and are better able to get, and afford, the health care they need.

### Uninsured Adults



Source: U.S. Census, American Community Survey. (Adults are ages 19–64.)

### Adults Who Went Without Care Because of Cost



Source: Centers for Disease Control and Prevention, Behavioral Risk Factor Surveillance System. (Adults are ages 18–64.)

## Marketplace & Medicaid Enrollment

# 91,003

people in Nevada have coverage under a marketplace plan

# 82%

received financial assistance (premium tax credit) to help purchase coverage

# 643,455

Medicaid+CHIP enrollment in Nevada

Source: Centers for Medicare and Medicaid Services. (Marketplace & Medicaid+CHIP enrollment are for 2018.)

## More Federal Dollars for Health Insurance Coverage in Nevada

**\$1.2**  
BILLION

**\$6.6**  
BILLION

2013  
Medicaid  
only

2018  
Marketplace Premium  
Tax Credits +  
Medicaid (FY 2017)

# 450%

increase in federal support for health coverage in Nevada

Sources: Medicaid and CHIP Payment and Access Commission; Kaiser Family Foundation.

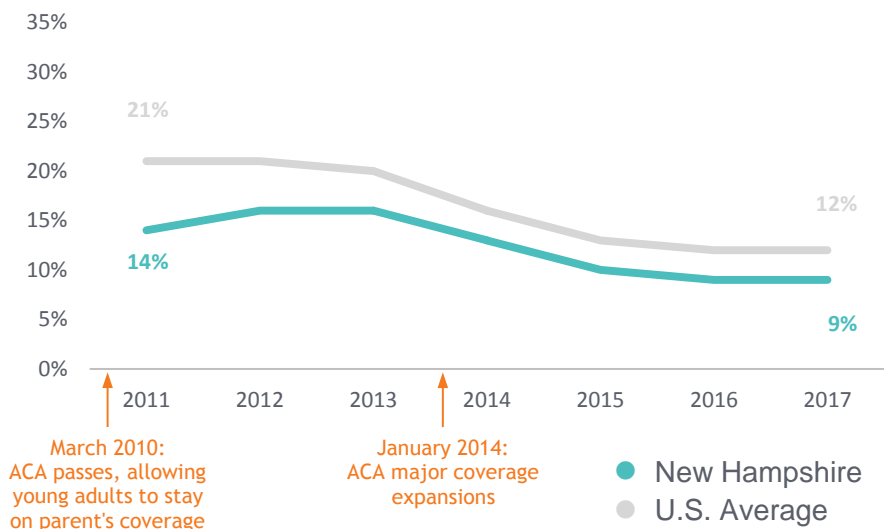


# New Hampshire

## Changes in Health Care Coverage & Access

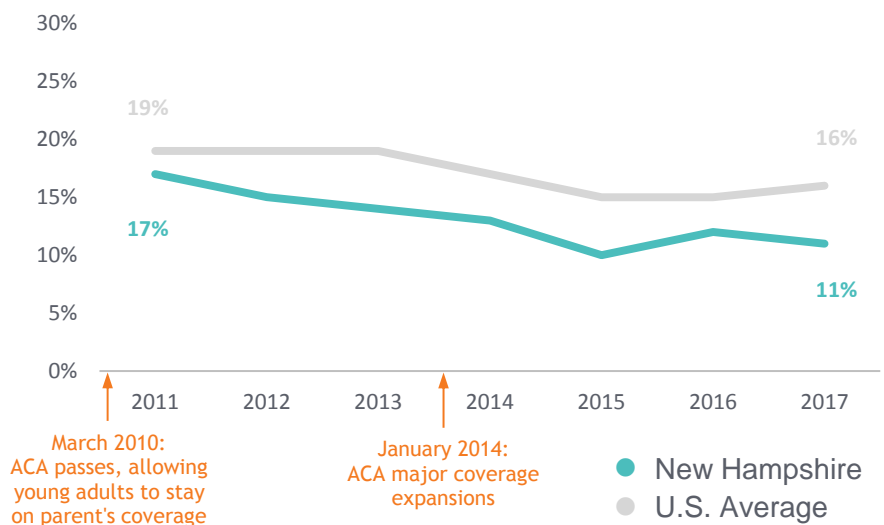
Following the Affordable Care Act's coverage expansions, more people in New Hampshire have health insurance and are better able to get, and afford, the health care they need.

### Uninsured Adults



Source: U.S. Census, American Community Survey. (Adults are ages 19–64.)

### Adults Who Went Without Care Because of Cost



Source: Centers for Disease Control and Prevention, Behavioral Risk Factor Surveillance System. (Adults are ages 18–64.)

## Marketplace & Medicaid Enrollment

# 49,573

people in New Hampshire have coverage under a marketplace plan

# 71%

received financial assistance (premium tax credit) to help purchase coverage

# 182,839

Medicaid+CHIP enrollment in New Hampshire

Source: Centers for Medicare and Medicaid Services. (Marketplace & Medicaid+CHIP enrollment are for 2018.)

## More Federal Dollars for Health Insurance Coverage in New Hampshire

# \$0.7

BILLION

# \$2.3

BILLION

2013  
Medicaid  
only

2018  
Marketplace Premium  
Tax Credits +  
Medicaid (FY 2017)

# 229%

increase in federal support for health coverage in New Hampshire

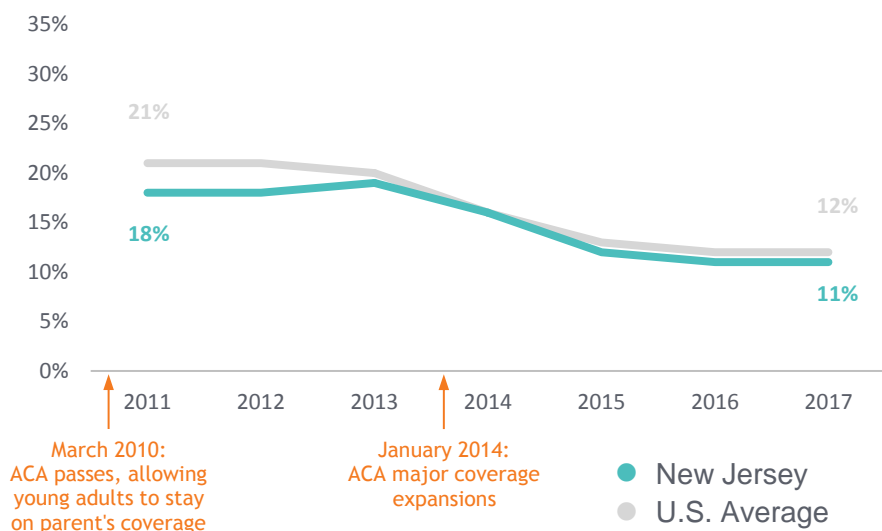
Sources: Medicaid and CHIP Payment and Access Commission; Kaiser Family Foundation.

# New Jersey

## Changes in Health Care Coverage & Access

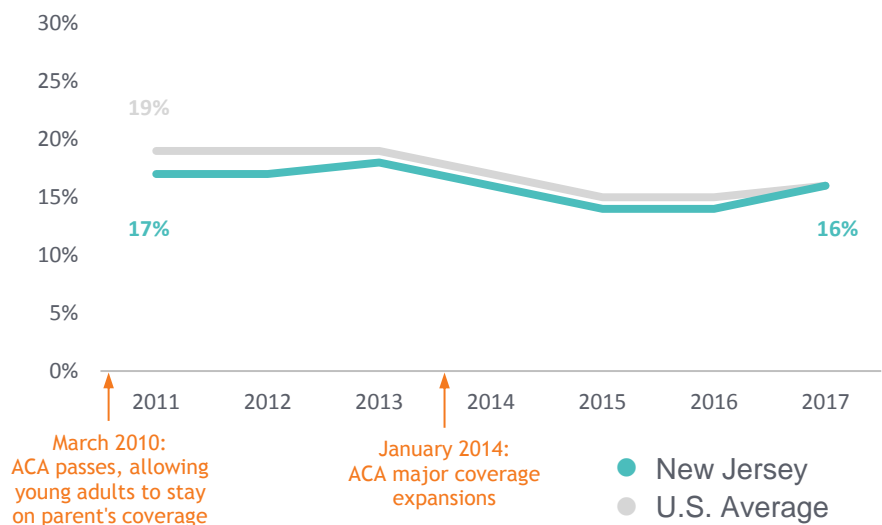
Following the Affordable Care Act's coverage expansions, more people in New Jersey have health insurance and are better able to get, and afford, the health care they need.

### Uninsured Adults



Source: U.S. Census, American Community Survey. (Adults are ages 19–64.)

### Adults Who Went Without Care Because of Cost



Source: Centers for Disease Control and Prevention, Behavioral Risk Factor Surveillance System. (Adults are ages 18–64.)

## Marketplace & Medicaid Enrollment

# 274,782

people in New Jersey have coverage under a marketplace plan

# 77%

received financial assistance (premium tax credit) to help purchase coverage

# 1,767,067

Medicaid+CHIP enrollment in New Jersey

Source: Centers for Medicare and Medicaid Services. (Marketplace & Medicaid+CHIP enrollment are for 2018.)

## More Federal Dollars for Health Insurance Coverage in New Jersey

**\$5.6**  
BILLION

**\$9.6**  
BILLION



2013  
Medicaid  
only



2018  
Marketplace Premium  
Tax Credits +  
Medicaid (FY 2017)

# 71%

increase in federal support for health coverage in New Jersey

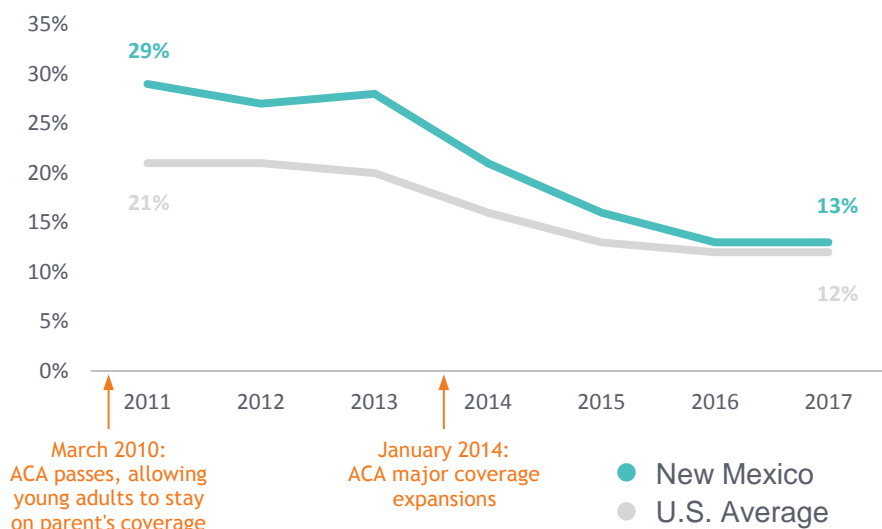
Sources: Medicaid and CHIP Payment and Access Commission; Kaiser Family Foundation.

# New Mexico

## Changes in Health Care Coverage & Access

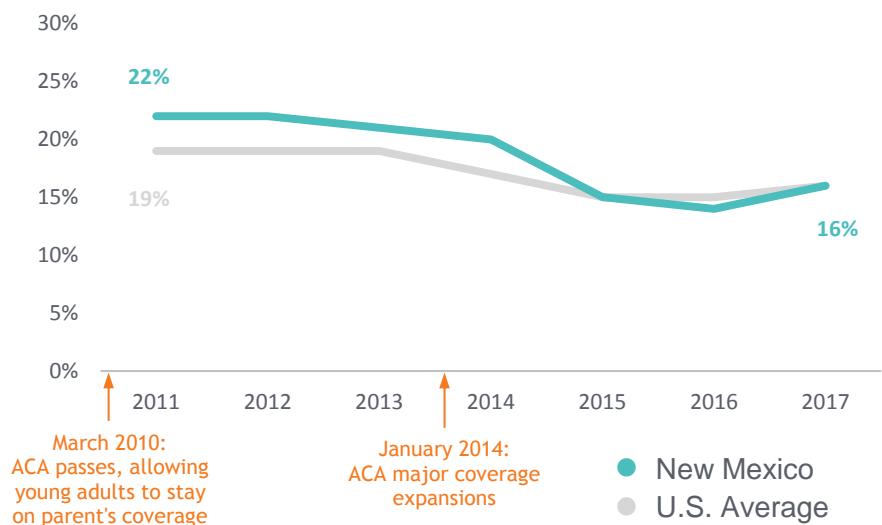
Following the Affordable Care Act's coverage expansions, more people in New Mexico have health insurance and are better able to get, and afford, the health care they need.

### Uninsured Adults



Source: U.S. Census, American Community Survey. (Adults are ages 19–64.)

### Adults Who Went Without Care Because of Cost



Source: Centers for Disease Control and Prevention, Behavioral Risk Factor Surveillance System. (Adults are ages 18–64.)

## Marketplace & Medicaid Enrollment

# 49,792

people in New Mexico have coverage under a marketplace plan

# 78%

received financial assistance (premium tax credit) to help purchase coverage

# 733,526

Medicaid+CHIP enrollment in New Mexico

Source: Centers for Medicare and Medicaid Services. (Marketplace & Medicaid+CHIP enrollment are for 2018.)

## More Federal Dollars for Health Insurance Coverage in New Mexico

# \$2.4

BILLION

# \$4.3

BILLION

2013  
Medicaid  
only

2018  
Marketplace Premium  
Tax Credits +  
Medicaid (FY 2017)

# 79%

increase in federal support for health coverage in New Mexico

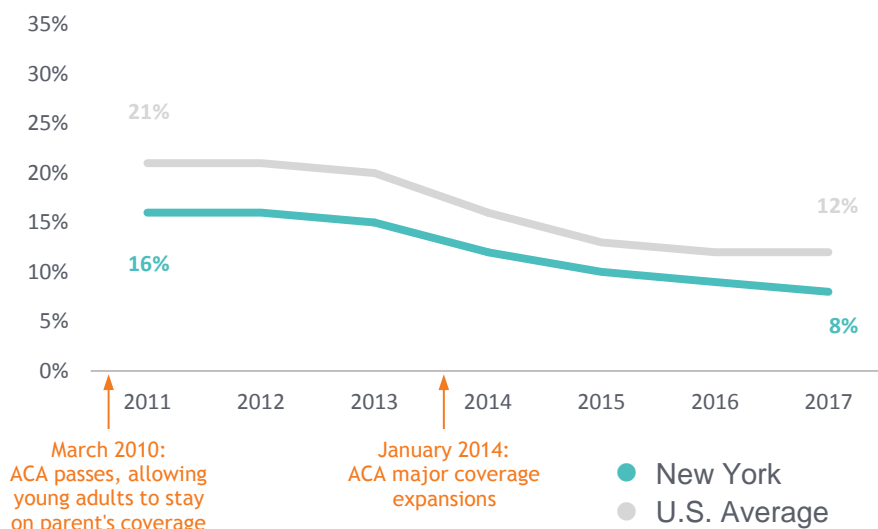
Sources: Medicaid and CHIP Payment and Access Commission; Kaiser Family Foundation.

# New York

## Changes in Health Care Coverage & Access

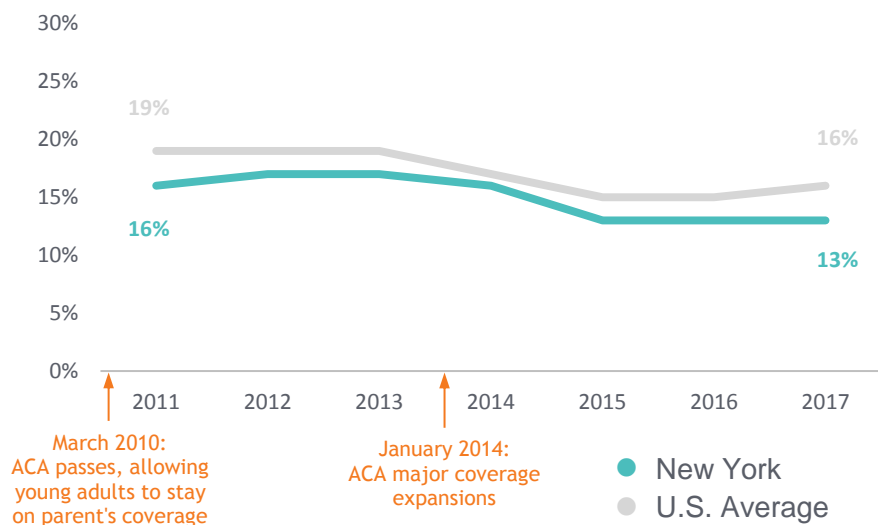
Following the Affordable Care Act's coverage expansions, more people in New York have health insurance and are better able to get, and afford, the health care they need.

### Uninsured Adults



Source: U.S. Census, American Community Survey. (Adults are ages 19–64.)

### Adults Who Went Without Care Because of Cost



Source: Centers for Disease Control and Prevention, Behavioral Risk Factor Surveillance System. (Adults are ages 18–64.)

## Marketplace & Medicaid Enrollment

# 253,102

people in New York have coverage under a marketplace plan

# 59%

received financial assistance (premium tax credit) to help purchase coverage

# 6,473,098

Medicaid+CHIP enrollment in New York

Source: Centers for Medicare and Medicaid Services. (Marketplace & Medicaid+CHIP enrollment are for 2018.)

## More Federal Dollars for Health Insurance Coverage in New York

# \$27.5

BILLION

# \$38.6

BILLION



2013  
Medicaid  
only



2018  
Marketplace Premium  
Tax Credits +  
Medicaid (FY 2017)

# 40%

increase in federal support for health coverage in New York

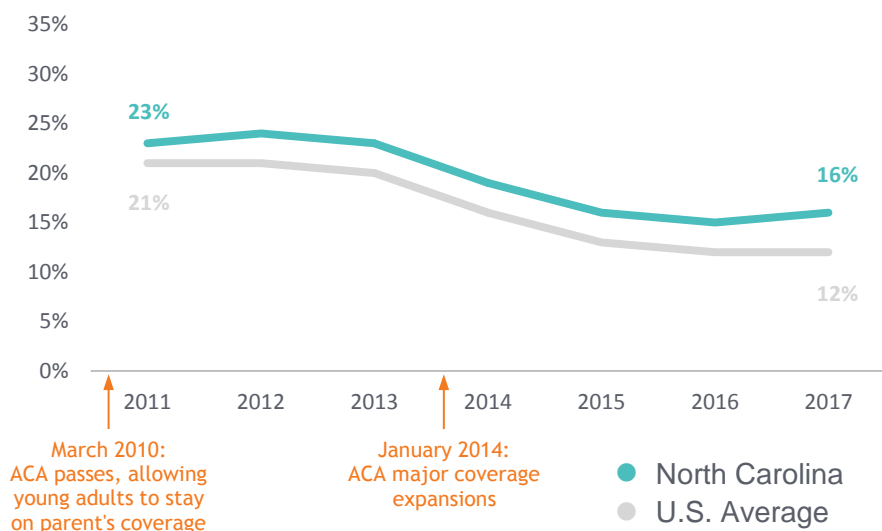
Sources: Medicaid and CHIP Payment and Access Commission; Kaiser Family Foundation.

# North Carolina

## Changes in Health Care Coverage & Access

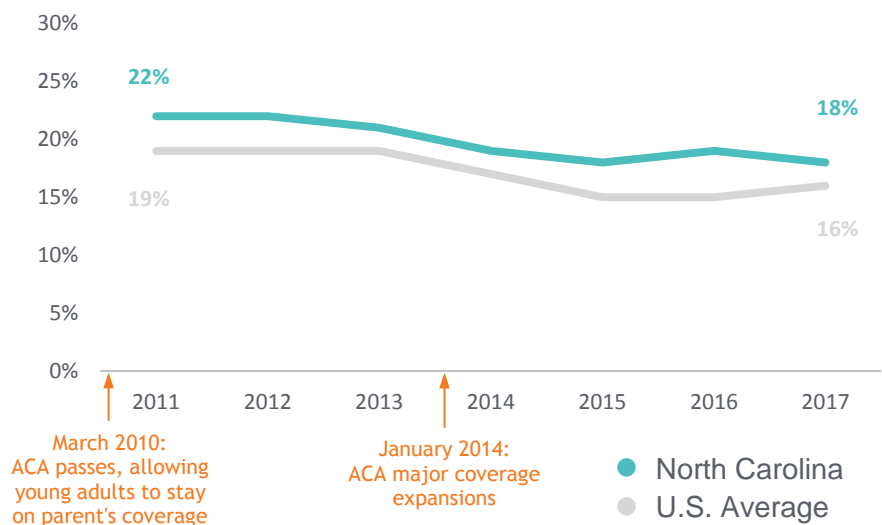
Following the Affordable Care Act's coverage expansions, more people in North Carolina have health insurance and are better able to get, and afford, the health care they need.

### Uninsured Adults



Source: U.S. Census, American Community Survey. (Adults are ages 19–64.)

### Adults Who Went Without Care Because of Cost



Source: Centers for Disease Control and Prevention, Behavioral Risk Factor Surveillance System. (Adults are ages 18–64.)

## Marketplace & Medicaid Enrollment

# 519,803

people in North Carolina have coverage under a marketplace plan

# 90%

received financial assistance (premium tax credit) to help purchase coverage

# 2,038,417

Medicaid+CHIP enrollment in North Carolina

Source: Centers for Medicare and Medicaid Services. (Marketplace & Medicaid+CHIP enrollment are for 2018.)

## More Federal Dollars for Health Insurance Coverage in North Carolina

# \$8.2

BILLION

# \$10.2

BILLION



2013  
Medicaid  
only



2018  
Marketplace Premium  
Tax Credits +  
Medicaid (FY 2017)

# 24%

increase in federal support for health coverage in North Carolina

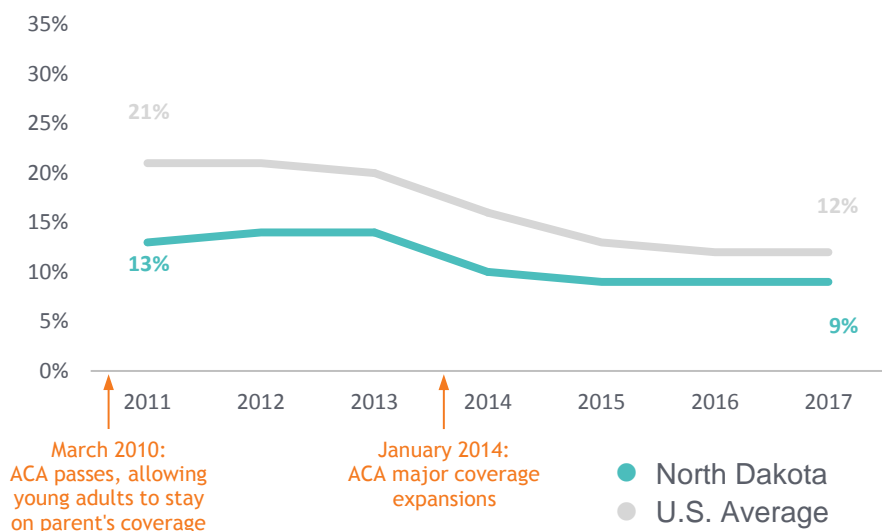
Sources: Medicaid and CHIP Payment and Access Commission; Kaiser Family Foundation.

# North Dakota

## Changes in Health Care Coverage & Access

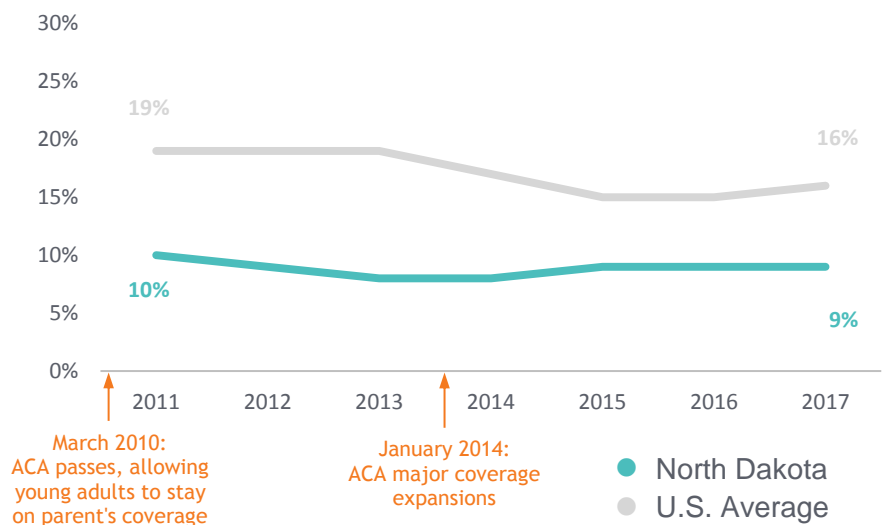
Following the Affordable Care Act's coverage expansions, more people in North Dakota have health insurance and are better able to get, and afford, the health care they need.

### Uninsured Adults



Source: U.S. Census, American Community Survey. (Adults are ages 19–64.)

### Adults Who Went Without Care Because of Cost



Source: Centers for Disease Control and Prevention, Behavioral Risk Factor Surveillance System. (Adults are ages 18–64.)

## Marketplace & Medicaid Enrollment

# 22,486

people in North Dakota have coverage under a marketplace plan

# 83%

received financial assistance (premium tax credit) to help purchase coverage

# 94,285

Medicaid+CHIP enrollment in North Dakota

Source: Centers for Medicare and Medicaid Services. (Marketplace & Medicaid+CHIP enrollment are for 2018.)

## More Federal Dollars for Health Insurance Coverage in North Dakota

**\$0.5**  
BILLION

**\$1.2**  
BILLION

2013  
Medicaid  
only

2018  
Marketplace Premium  
Tax Credits +  
Medicaid (FY 2017)

# 140%

increase in federal support for health coverage in North Dakota

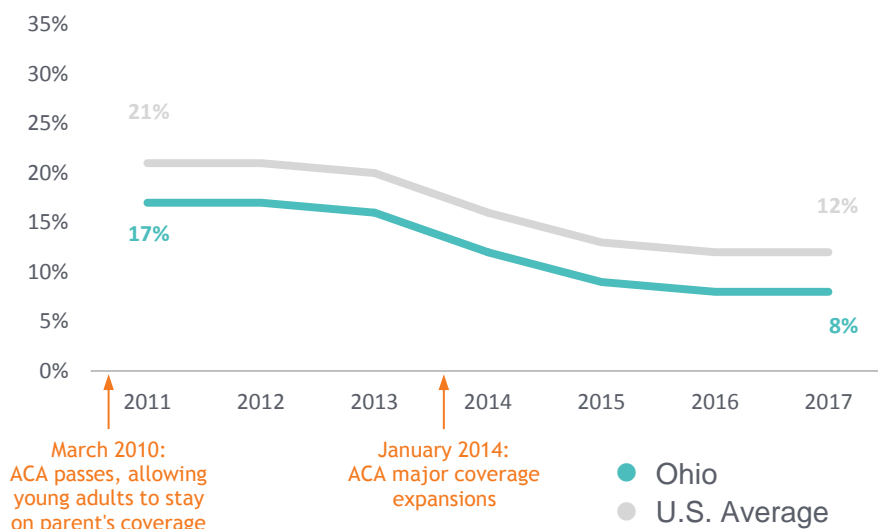
Sources: Medicaid and CHIP Payment and Access Commission; Kaiser Family Foundation.

## Ohio

## Changes in Health Care Coverage & Access

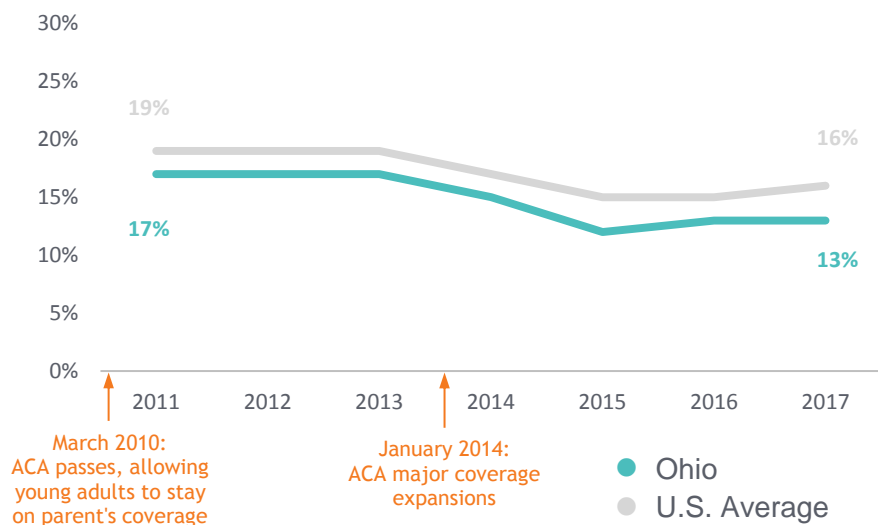
Following the Affordable Care Act's coverage expansions, more people in Ohio have health insurance and are better able to get, and afford, the health care they need.

### Uninsured Adults



Source: U.S. Census, American Community Survey. (Adults are ages 19–64.)

### Adults Who Went Without Care Because of Cost



Source: Centers for Disease Control and Prevention, Behavioral Risk Factor Surveillance System. (Adults are ages 18–64.)

## Marketplace & Medicaid Enrollment

# 230,127

people in Ohio have coverage under a marketplace plan

# 74%

received financial assistance (premium tax credit) to help purchase coverage

# 2,742,843

Medicaid+CHIP enrollment in Ohio

Source: Centers for Medicare and Medicaid Services. (Marketplace & Medicaid+CHIP enrollment are for 2018.)

## More Federal Dollars for Health Insurance Coverage in Ohio

# \$11.0

BILLION

# \$17.2

BILLION

2013  
Medicaid  
only

2018  
Marketplace Premium  
Tax Credits +  
Medicaid (FY 2017)

# 56%

increase in federal support for health coverage in Ohio

Sources: Medicaid and CHIP Payment and Access Commission; Kaiser Family Foundation.

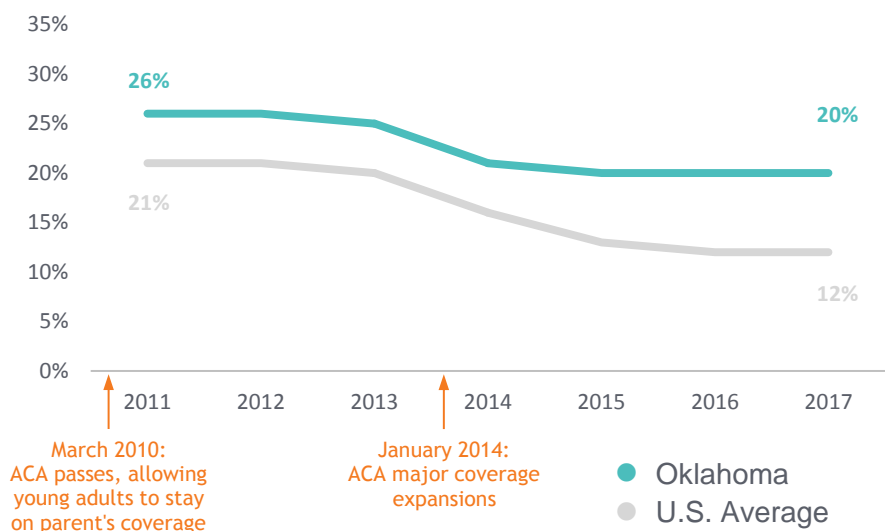


# Oklahoma

## Changes in Health Care Coverage & Access

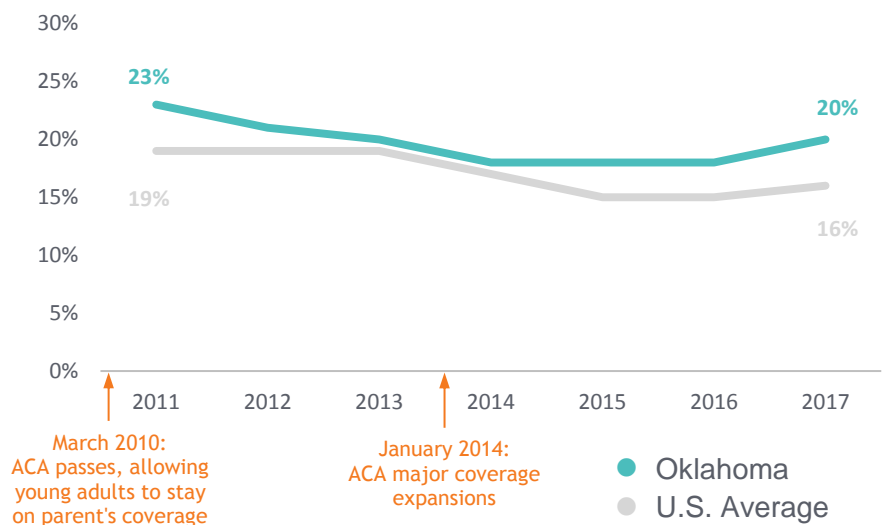
Following the Affordable Care Act's coverage expansions, more people in Oklahoma have health insurance and are better able to get, and afford, the health care they need.

### Uninsured Adults



Source: U.S. Census, American Community Survey. (Adults are ages 19–64.)

### Adults Who Went Without Care Because of Cost



Source: Centers for Disease Control and Prevention, Behavioral Risk Factor Surveillance System. (Adults are ages 18–64.)

## Marketplace & Medicaid Enrollment

# 140,184

people in Oklahoma have coverage under a marketplace plan

# 90%

received financial assistance (premium tax credit) to help purchase coverage

# 781,536

Medicaid+CHIP enrollment in Oklahoma

Source: Centers for Medicare and Medicaid Services. (Marketplace & Medicaid+CHIP enrollment are for 2018.)

## More Federal Dollars for Health Insurance Coverage in Oklahoma

# \$3.1

BILLION

# \$4.0

BILLION

2013  
Medicaid  
only

2018  
Marketplace Premium  
Tax Credits +  
Medicaid (FY 2017)

# 29%

increase in federal support for health coverage in Oklahoma

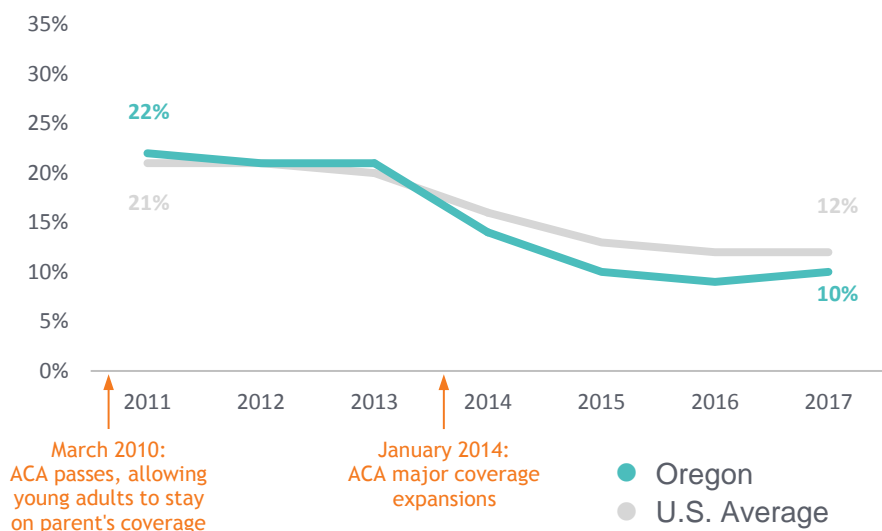
Sources: Medicaid and CHIP Payment and Access Commission; Kaiser Family Foundation.

# Oregon

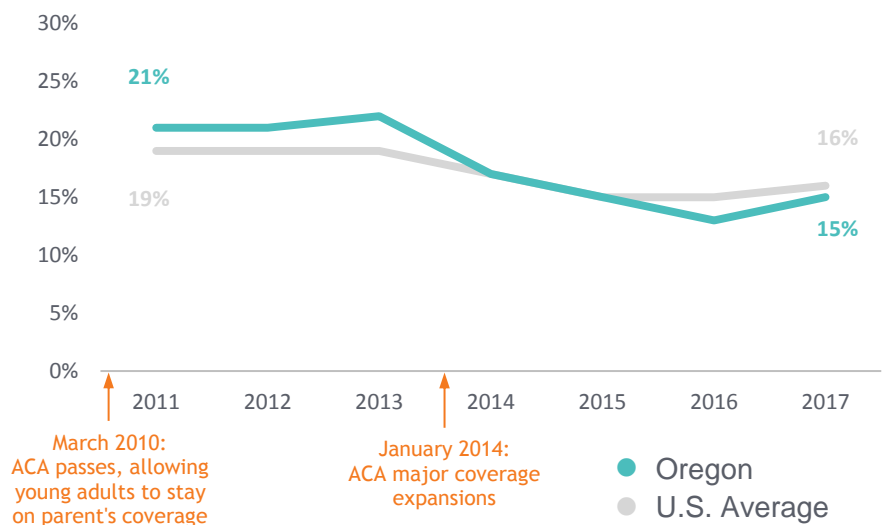
## Changes in Health Care Coverage & Access

Following the Affordable Care Act's coverage expansions, more people in Oregon have health insurance and are better able to get, and afford, the health care they need.

### Uninsured Adults



### Adults Who Went Without Care Because of Cost



## Marketplace & Medicaid Enrollment

**156,105**

people in Oregon have coverage under a marketplace plan

**74%**

received financial assistance (premium tax credit) to help purchase coverage

**963,857**

Medicaid+CHIP enrollment in Oregon

Source: Centers for Medicare and Medicaid Services. (Marketplace & Medicaid+CHIP enrollment are for 2018.)

## More Federal Dollars for Health Insurance Coverage in Oregon

**\$3.5**  
BILLION

**\$7.1**  
BILLION

2013  
Medicaid  
only

2018  
Marketplace Premium  
Tax Credits +  
Medicaid (FY 2017)

**103%**

increase in federal support for health coverage in Oregon

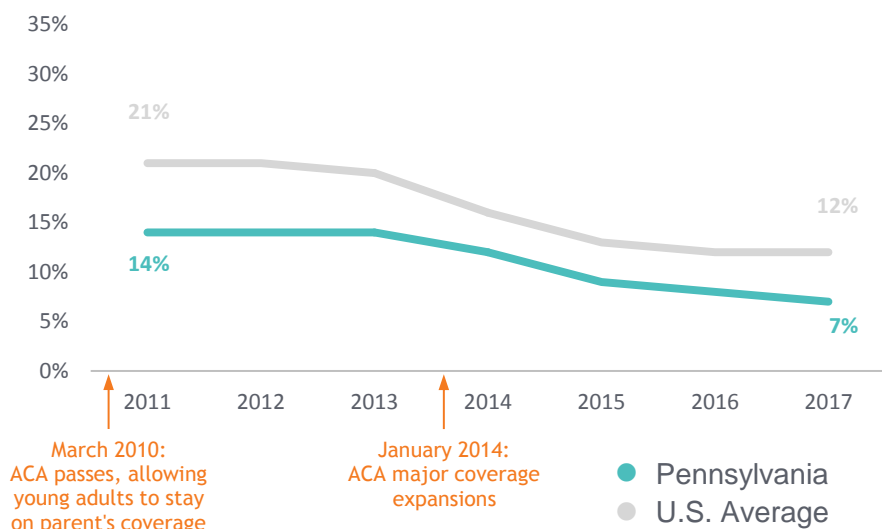
Sources: Medicaid and CHIP Payment and Access Commission; Kaiser Family Foundation.

# Pennsylvania

## Changes in Health Care Coverage & Access

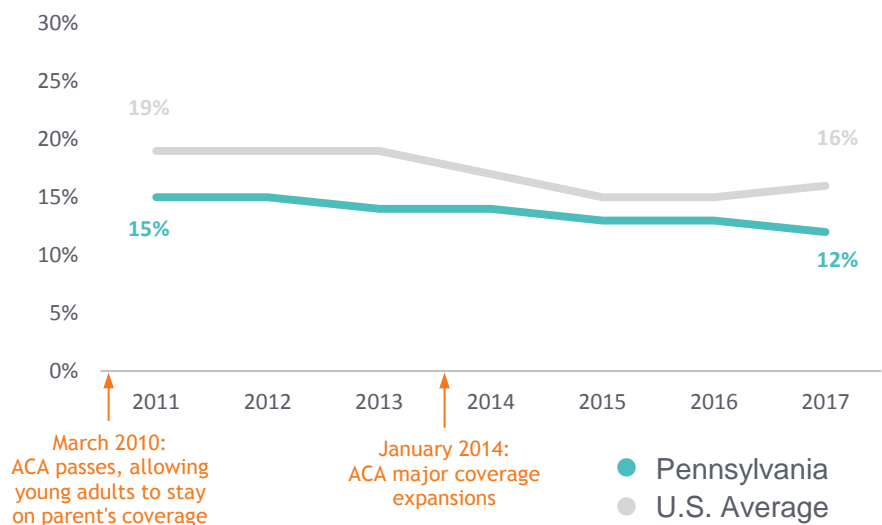
Following the Affordable Care Act's coverage expansions, more people in Pennsylvania have health insurance and are better able to get, and afford, the health care they need.

### Uninsured Adults



Source: U.S. Census, American Community Survey. (Adults are ages 19–64.)

### Adults Who Went Without Care Because of Cost



Source: Centers for Disease Control and Prevention, Behavioral Risk Factor Surveillance System. (Adults are ages 18–64.)

## Marketplace & Medicaid Enrollment

# 389,081

people in Pennsylvania have coverage under a marketplace plan

# 85%

received financial assistance (premium tax credit) to help purchase coverage

# 2,970,051

Medicaid+CHIP enrollment in Pennsylvania

Source: Centers for Medicare and Medicaid Services. (Marketplace & Medicaid+CHIP enrollment are for 2018.)

## More Federal Dollars for Health Insurance Coverage in Pennsylvania

# \$11.9

BILLION

# \$20.1

BILLION



2013  
Medicaid  
only



2018  
Marketplace Premium  
Tax Credits +  
Medicaid (FY 2017)

# 69%

increase in federal support for health coverage in Pennsylvania

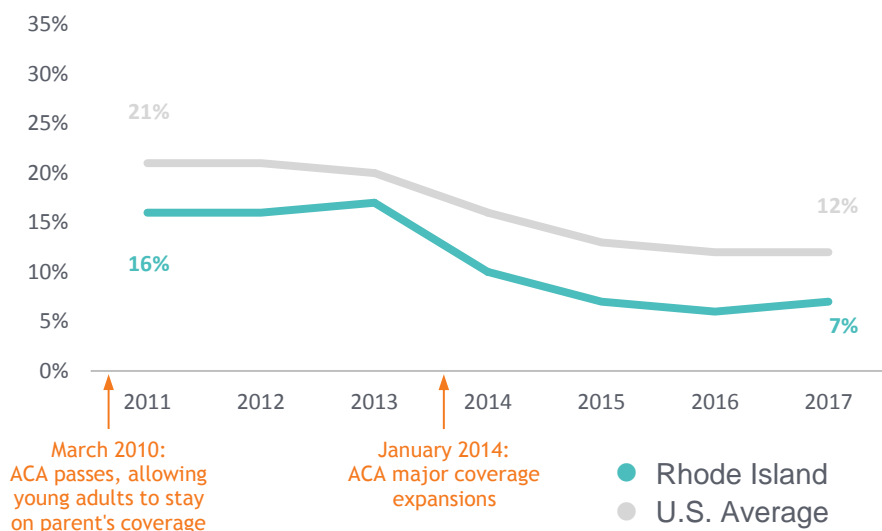
Sources: Medicaid and CHIP Payment and Access Commission; Kaiser Family Foundation.

# Rhode Island

## Changes in Health Care Coverage & Access

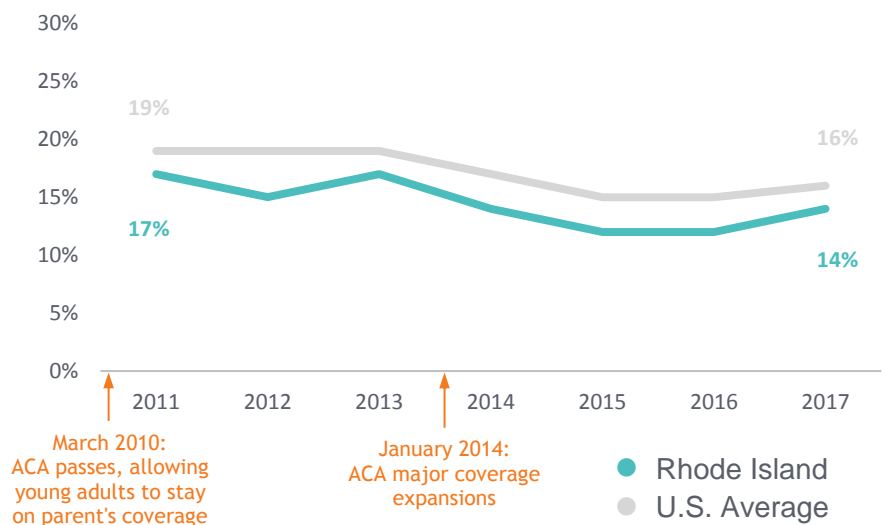
Following the Affordable Care Act's coverage expansions, more people in Rhode Island have health insurance and are better able to get, and afford, the health care they need.

### Uninsured Adults



Source: U.S. Census, American Community Survey. (Adults are ages 19–64.)

### Adults Who Went Without Care Because of Cost



Source: Centers for Disease Control and Prevention, Behavioral Risk Factor Surveillance System. (Adults are ages 18–64.)

## Marketplace & Medicaid Enrollment

# 33,021

people in Rhode Island have coverage under a marketplace plan

# 79%

received financial assistance (premium tax credit) to help purchase coverage

# 310,148

Medicaid+CHIP enrollment in Rhode Island

Source: Centers for Medicare and Medicaid Services. (Marketplace & Medicaid+CHIP enrollment are for 2018.)

## More Federal Dollars for Health Insurance Coverage in Rhode Island

# \$1.1

BILLION



2013  
Medicaid  
only

# \$1.8

BILLION



2018  
Marketplace Premium  
Tax Credits +  
Medicaid (FY 2017)

# 64%

increase in federal support for health coverage in Rhode Island

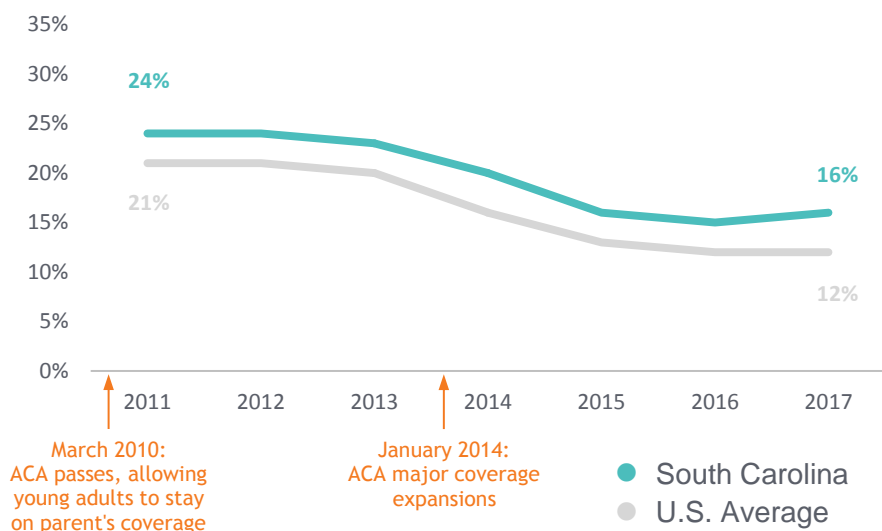
Sources: Medicaid and CHIP Payment and Access Commission; Kaiser Family Foundation.

# South Carolina

## Changes in Health Care Coverage & Access

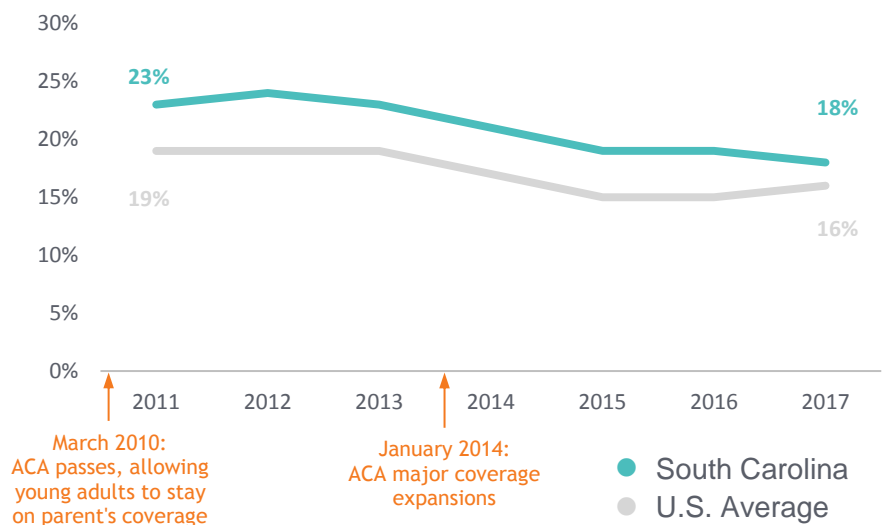
Following the Affordable Care Act's coverage expansions, more people in South Carolina have health insurance and are better able to get, and afford, the health care they need.

### Uninsured Adults



Source: U.S. Census, American Community Survey. (Adults are ages 19–64.)

### Adults Who Went Without Care Because of Cost



Source: Centers for Disease Control and Prevention, Behavioral Risk Factor Surveillance System. (Adults are ages 18–64.)

## Marketplace & Medicaid Enrollment

# 215,983

people in South Carolina have coverage under a marketplace plan

# 89%

received financial assistance (premium tax credit) to help purchase coverage

# 994,240

Medicaid+CHIP enrollment in South Carolina

Source: Centers for Medicare and Medicaid Services. (Marketplace & Medicaid+CHIP enrollment are for 2018.)

## More Federal Dollars for Health Insurance Coverage in South Carolina

**\$3.5**  
BILLION

**\$5.8**  
BILLION

2013  
Medicaid  
only

2018  
Marketplace Premium  
Tax Credits +  
Medicaid (FY 2017)

# 66%

increase in federal support for health coverage in South Carolina

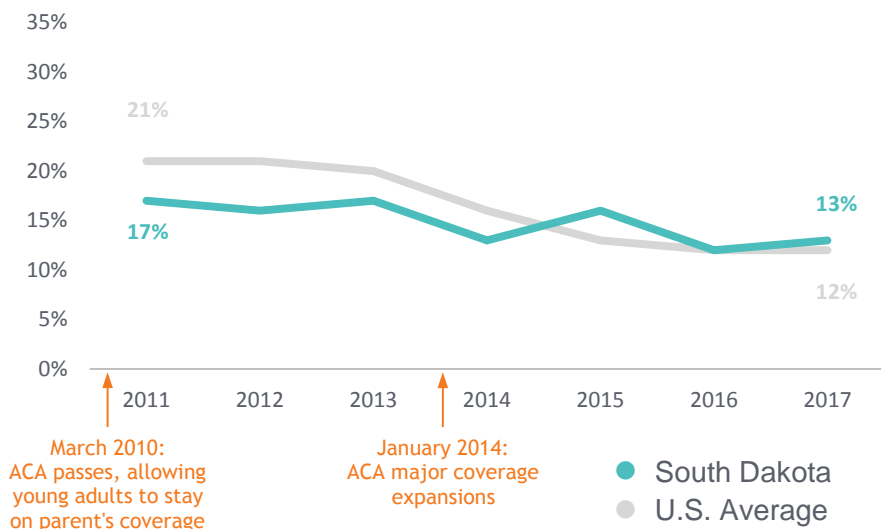
Sources: Medicaid and CHIP Payment and Access Commission; Kaiser Family Foundation.

# South Dakota

## Changes in Health Care Coverage & Access

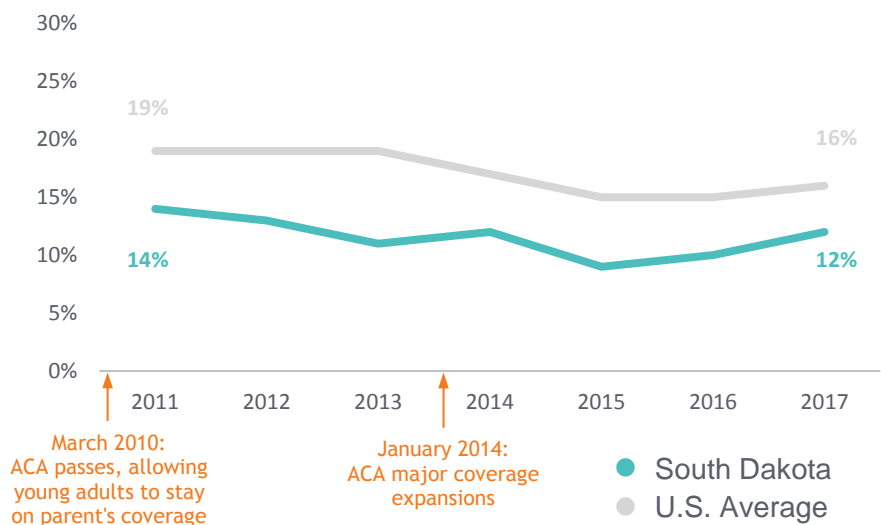
Following the Affordable Care Act's coverage expansions, more people in South Dakota have health insurance and are better able to get, and afford, the health care they need.

### Uninsured Adults



Source: U.S. Census, American Community Survey. (Adults are ages 19–64.)

### Adults Who Went Without Care Because of Cost



Source: Centers for Disease Control and Prevention, Behavioral Risk Factor Surveillance System. (Adults are ages 18–64.)

## Marketplace & Medicaid Enrollment

# 29,652

people in South Dakota have coverage under a marketplace plan

# 91%

received financial assistance (premium tax credit) to help purchase coverage

# 117,876

Medicaid+CHIP enrollment in South Dakota

Source: Centers for Medicare and Medicaid Services. (Marketplace & Medicaid+CHIP enrollment are for 2018.)

## More Federal Dollars for Health Insurance Coverage in South Dakota

**\$499**  
MILLION

**\$696**  
MILLION

2013  
Medicaid  
only

2018  
Marketplace Premium  
Tax Credits +  
Medicaid (FY 2017)

# 39%

increase in federal support for health coverage in South Dakota

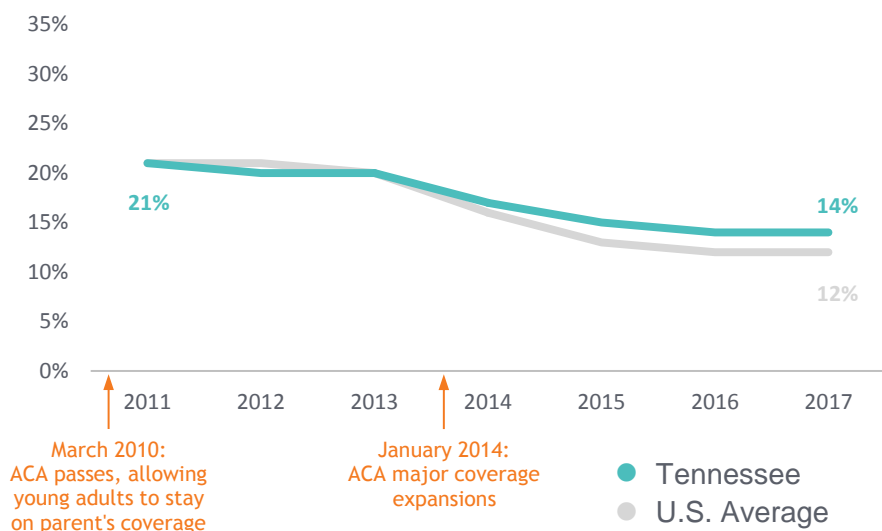
Sources: Medicaid and CHIP Payment and Access Commission; Kaiser Family Foundation.

# Tennessee

## Changes in Health Care Coverage & Access

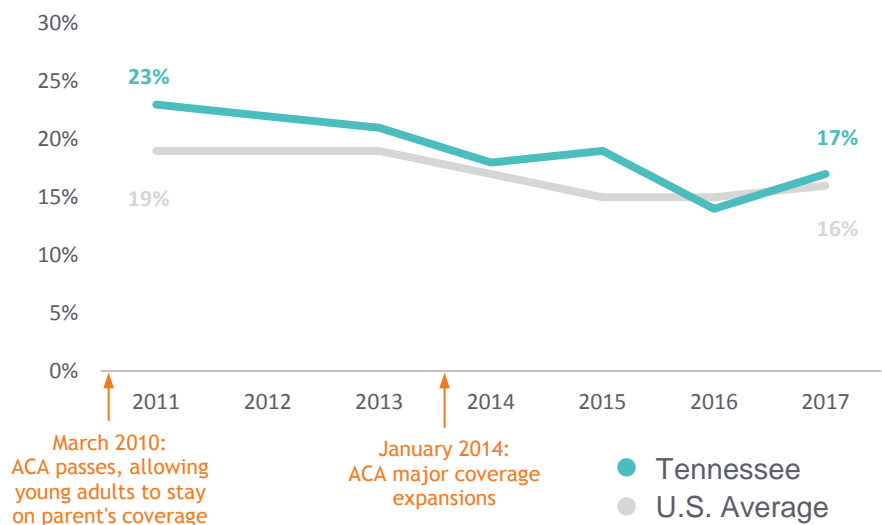
Following the Affordable Care Act's coverage expansions, more people in Tennessee have health insurance and are better able to get, and afford, the health care they need.

### Uninsured Adults



Source: U.S. Census, American Community Survey. (Adults are ages 19–64.)

### Adults Who Went Without Care Because of Cost



Source: Centers for Disease Control and Prevention, Behavioral Risk Factor Surveillance System. (Adults are ages 18–64.)

## Marketplace & Medicaid Enrollment

# 228,646

people in Tennessee have coverage under a marketplace plan

# 84%

received financial assistance (premium tax credit) to help purchase coverage

# 1,471,264

Medicaid+CHIP enrollment in Tennessee

Source: Centers for Medicare and Medicaid Services. (Marketplace & Medicaid+CHIP enrollment are for 2018.)

## More Federal Dollars for Health Insurance Coverage in Tennessee

# \$6.0

BILLION

# \$8.1

BILLION

2013  
Medicaid  
only

2018  
Marketplace Premium  
Tax Credits +  
Medicaid (FY 2017)

# 35%

increase in federal support for health coverage in Tennessee

Sources: Medicaid and CHIP Payment and Access Commission; Kaiser Family Foundation.

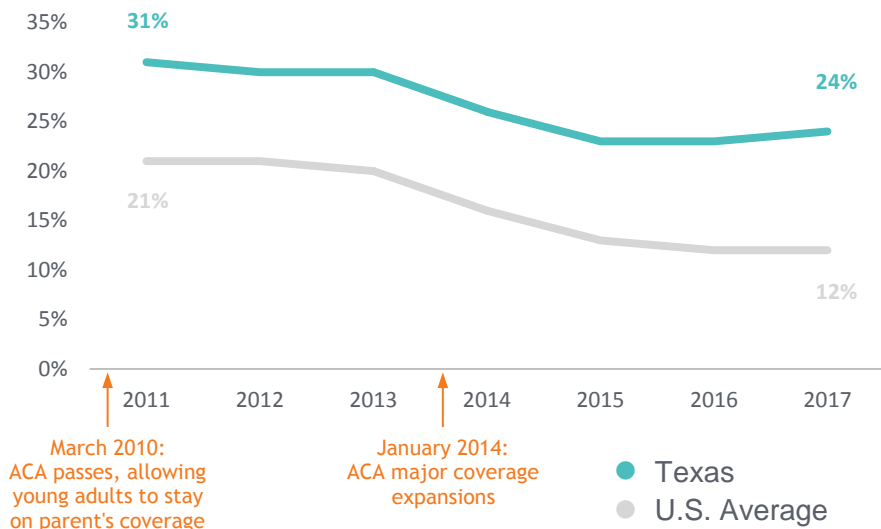


# Texas

## Changes in Health Care Coverage & Access

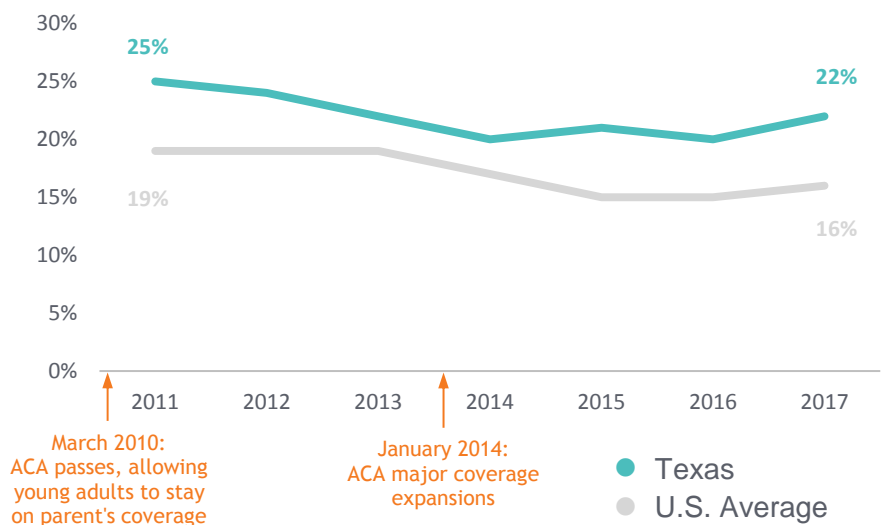
Following the Affordable Care Act's coverage expansions, more people in Texas have health insurance and are better able to get, and afford, the health care they need.

### Uninsured Adults



Source: U.S. Census, American Community Survey. (Adults are ages 19–64.)

### Adults Who Went Without Care Because of Cost



Source: Centers for Disease Control and Prevention, Behavioral Risk Factor Surveillance System. (Adults are ages 18–64.)

## Marketplace & Medicaid Enrollment

# 1,126,838

people in Texas have coverage under a marketplace plan

# 85%

received financial assistance (premium tax credit) to help purchase coverage

# 4,335,872

Medicaid+CHIP enrollment in Texas

Source: Centers for Medicare and Medicaid Services. (Marketplace & Medicaid+CHIP enrollment are for 2018.)

## More Federal Dollars for Health Insurance Coverage in Texas

# \$17.4

BILLION

# \$26.3

BILLION

2013  
Medicaid  
only

2018  
Marketplace Premium  
Tax Credits +  
Medicaid (FY 2017)

# 51%

increase in federal support for health coverage in Texas

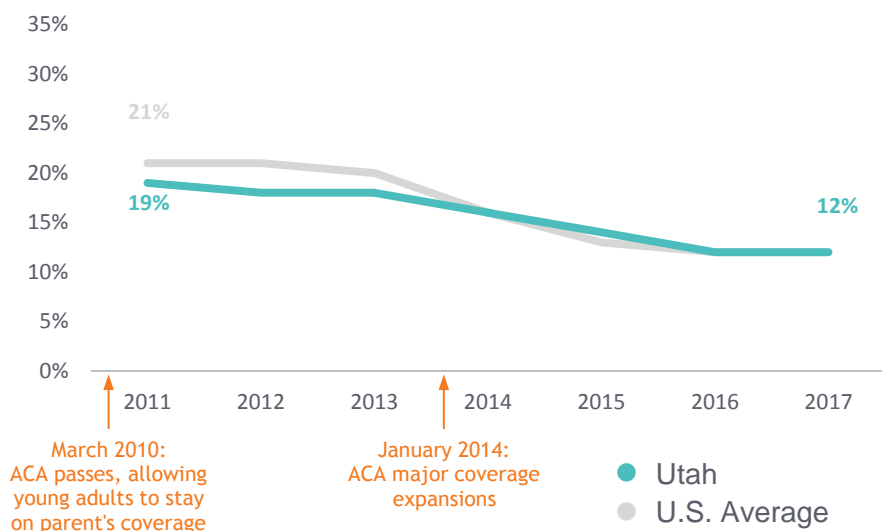
Sources: Medicaid and CHIP Payment and Access Commission; Kaiser Family Foundation.

## Utah

## Changes in Health Care Coverage & Access

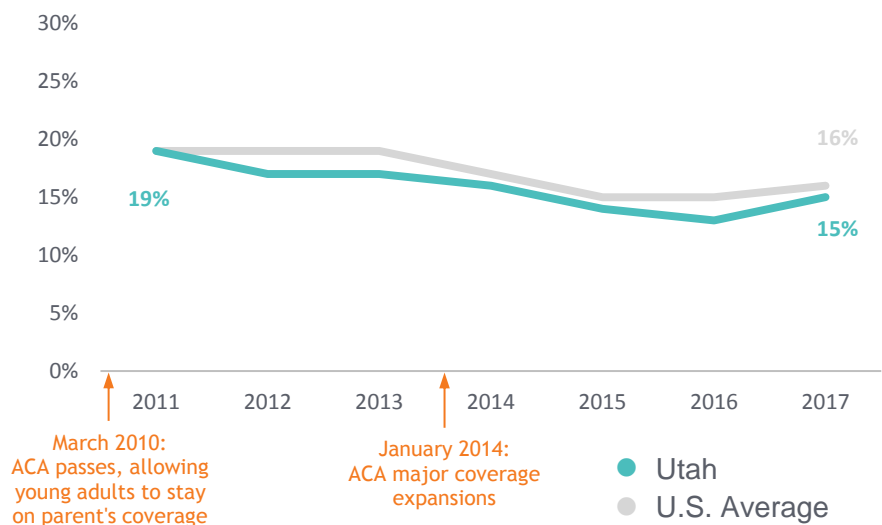
Following the Affordable Care Act's coverage expansions, more people in Utah have health insurance and are better able to get, and afford, the health care they need.

### Uninsured Adults



Source: U.S. Census, American Community Survey. (Adults are ages 19–64.)

### Adults Who Went Without Care Because of Cost



Source: Centers for Disease Control and Prevention, Behavioral Risk Factor Surveillance System. (Adults are ages 18–64.)

## Marketplace & Medicaid Enrollment

# 194,118

people in Utah have coverage under a marketplace plan

# 88%

received financial assistance (premium tax credit) to help purchase coverage

# 294,475

Medicaid+CHIP enrollment in Utah

Source: Centers for Medicare and Medicaid Services. (Marketplace & Medicaid+CHIP enrollment are for 2018.)

## More Federal Dollars for Health Insurance Coverage in Utah

# \$1.5

BILLION

# \$2.7

BILLION

2013  
Medicaid  
only

2018  
Marketplace Premium  
Tax Credits +  
Medicaid (FY 2017)

# 80%

increase in federal support for health coverage in Utah

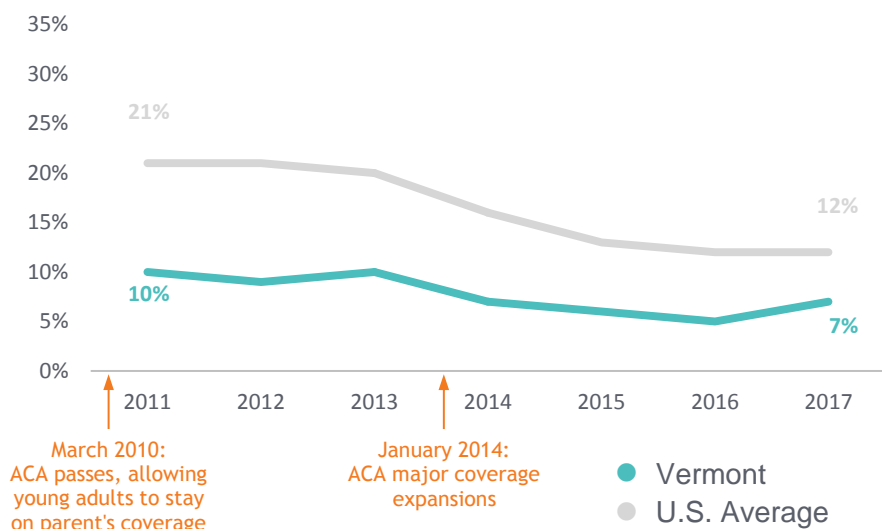
Sources: Medicaid and CHIP Payment and Access Commission; Kaiser Family Foundation.

# Vermont

## Changes in Health Care Coverage & Access

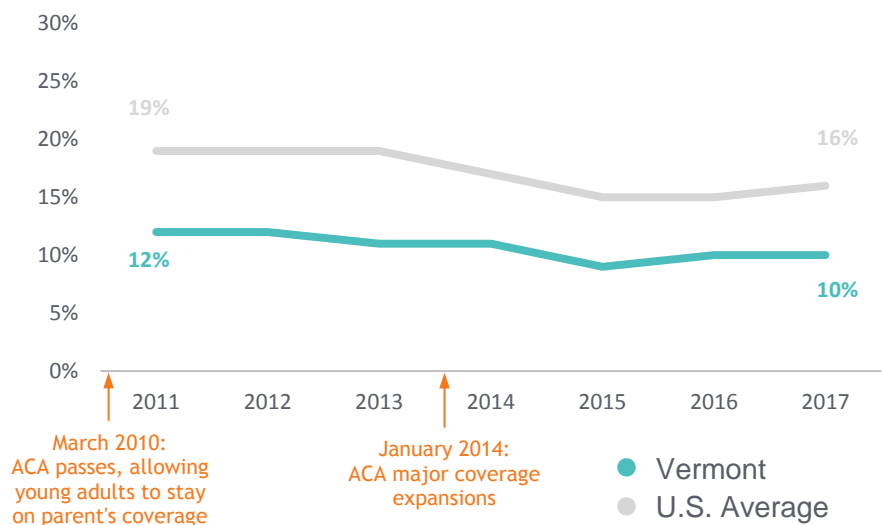
Following the Affordable Care Act's coverage expansions, more people in Vermont have health insurance and are better able to get, and afford, the health care they need.

### Uninsured Adults



Source: U.S. Census, American Community Survey. (Adults are ages 19–64.)

### Adults Who Went Without Care Because of Cost



Source: Centers for Disease Control and Prevention, Behavioral Risk Factor Surveillance System. (Adults are ages 18–64.)

## Marketplace & Medicaid Enrollment

# 28,763

people in Vermont have coverage under a marketplace plan

# 79%

received financial assistance (premium tax credit) to help purchase coverage

# 161,366

Medicaid+CHIP enrollment in Vermont

Source: Centers for Medicare and Medicaid Services. (Marketplace & Medicaid+CHIP enrollment are for 2018.)

## More Federal Dollars for Health Insurance Coverage in Vermont

**\$0.8**  
BILLION

**\$3.1**  
BILLION

2013  
Medicaid  
only

2018  
Marketplace Premium  
Tax Credits +  
Medicaid (FY 2017)

# 288%

increase in federal support for health coverage in Vermont

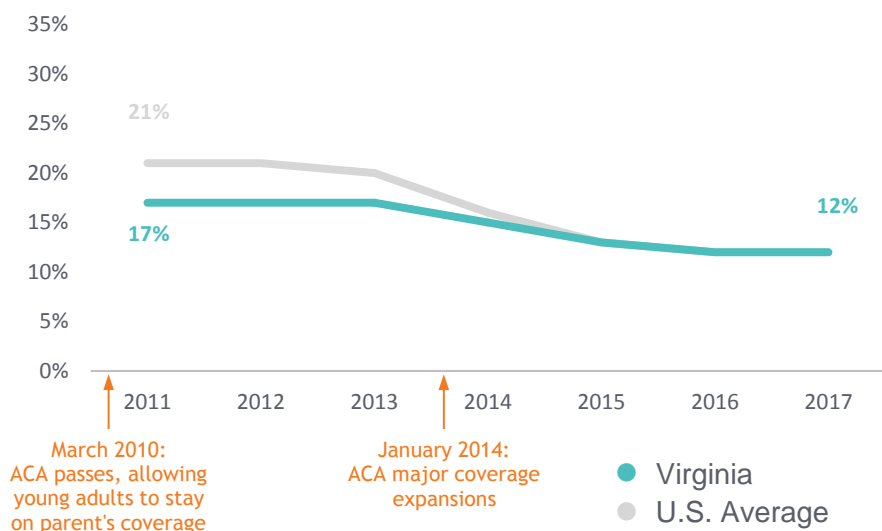
Sources: Medicaid and CHIP Payment and Access Commission; Kaiser Family Foundation.

# Virginia

## Changes in Health Care Coverage & Access

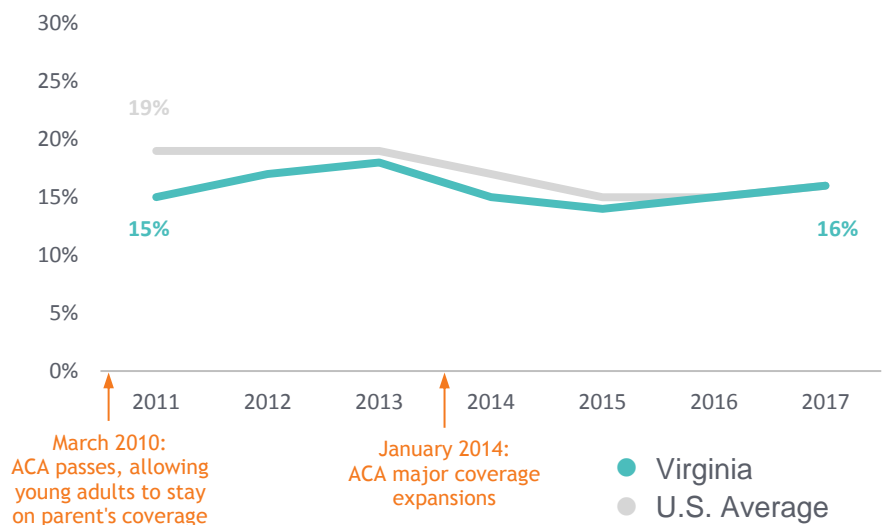
Following the Affordable Care Act's coverage expansions, more people in Virginia have health insurance and are better able to get, and afford, the health care they need.

### Uninsured Adults



Source: U.S. Census, American Community Survey. (Adults are ages 19–64.)

### Adults Who Went Without Care Because of Cost



Source: Centers for Disease Control and Prevention, Behavioral Risk Factor Surveillance System. (Adults are ages 18–64.)

## Marketplace & Medicaid Enrollment

# 400,015

people in Virginia have coverage under a marketplace plan

# 81%

received financial assistance (premium tax credit) to help purchase coverage

# 1,032,743

Medicaid+CHIP enrollment in Virginia

Source: Centers for Medicare and Medicaid Services. (Marketplace & Medicaid+CHIP enrollment are for 2018.)

## More Federal Dollars for Health Insurance Coverage in Virginia

**\$3.9**  
BILLION

**\$4.9**  
BILLION



2013  
Medicaid  
only



2018  
Marketplace Premium  
Tax Credits +  
Medicaid (FY 2017)

# 26%

increase in federal support for health coverage in Virginia

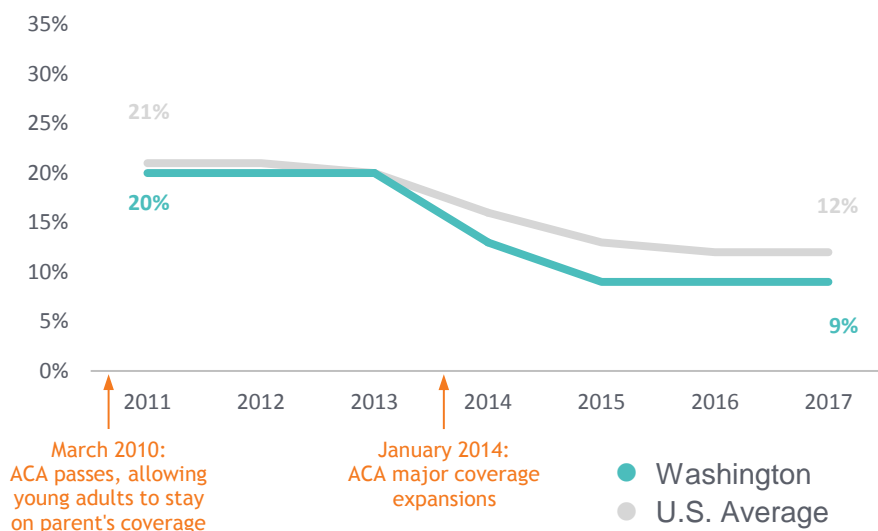
Sources: Medicaid and CHIP Payment and Access Commission; Kaiser Family Foundation.

# Washington

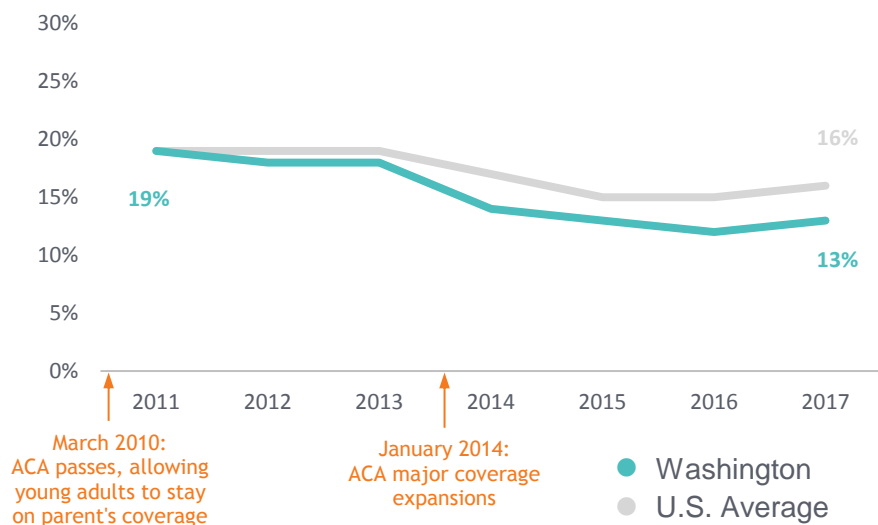
## Changes in Health Care Coverage & Access

Following the Affordable Care Act's coverage expansions, more people in Washington have health insurance and are better able to get, and afford, the health care they need.

### Uninsured Adults



### Adults Who Went Without Care Because of Cost



## Marketplace & Medicaid Enrollment

# 243,227

people in Washington have coverage under a marketplace plan

# 59%

received financial assistance (premium tax credit) to help purchase coverage

# 1,747,092

Medicaid+CHIP enrollment in Washington

Source: Centers for Medicare and Medicaid Services. (Marketplace & Medicaid+CHIP enrollment are for 2018.)

## More Federal Dollars for Health Insurance Coverage in Washington

**\$4.3**  
BILLION

**\$8.6**  
BILLION

2013  
Medicaid  
only

2018  
Marketplace Premium  
Tax Credits +  
Medicaid (FY 2017)

# 100%

increase in federal support for health coverage in Washington

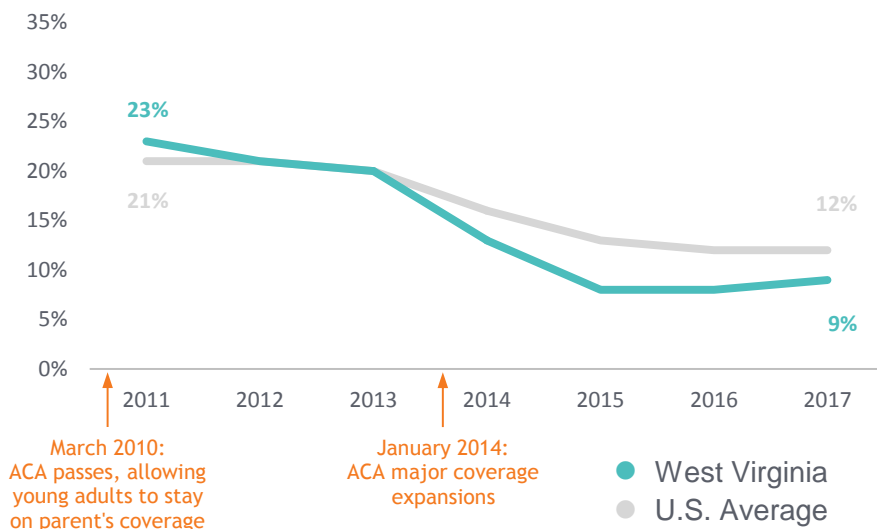
Sources: Medicaid and CHIP Payment and Access Commission; Kaiser Family Foundation.

# West Virginia

## Changes in Health Care Coverage & Access

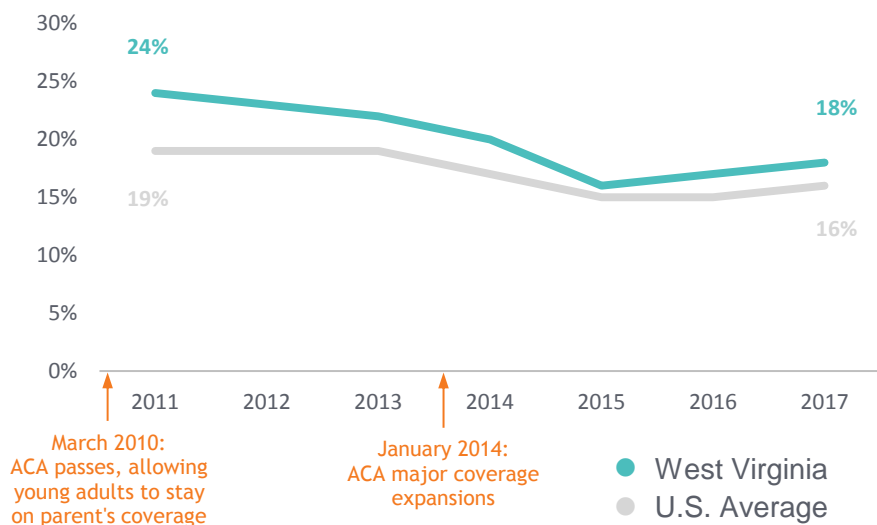
Following the Affordable Care Act's coverage expansions, more people in West Virginia have health insurance and are better able to get, and afford, the health care they need.

### Uninsured Adults



Source: U.S. Census, American Community Survey. (Adults are ages 19–64.)

### Adults Who Went Without Care Because of Cost



Source: Centers for Disease Control and Prevention, Behavioral Risk Factor Surveillance System. (Adults are ages 18–64.)

## Marketplace & Medicaid Enrollment

# 27,409

people in West Virginia have coverage under a marketplace plan

# 86%

received financial assistance (premium tax credit) to help purchase coverage

# 543,569

Medicaid+CHIP enrollment in West Virginia

Source: Centers for Medicare and Medicaid Services. (Marketplace & Medicaid+CHIP enrollment are for 2018.)

## More Federal Dollars for Health Insurance Coverage in West Virginia

**\$2.3**  
BILLION

**\$4.7**  
BILLION

2013  
Medicaid  
only

2018  
Marketplace Premium  
Tax Credits +  
Medicaid (FY 2017)

# 104%

increase in federal support for health coverage in West Virginia

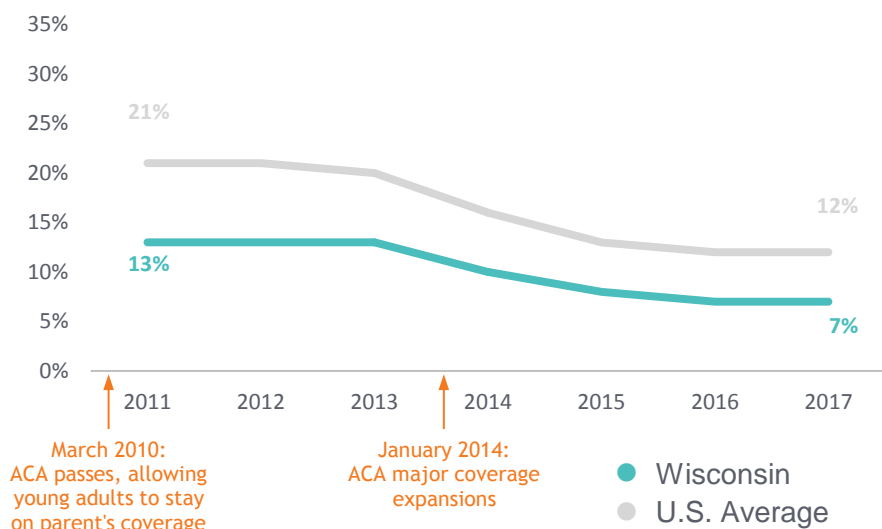
Sources: Medicaid and CHIP Payment and Access Commission; Kaiser Family Foundation.

# Wisconsin

## Changes in Health Care Coverage & Access

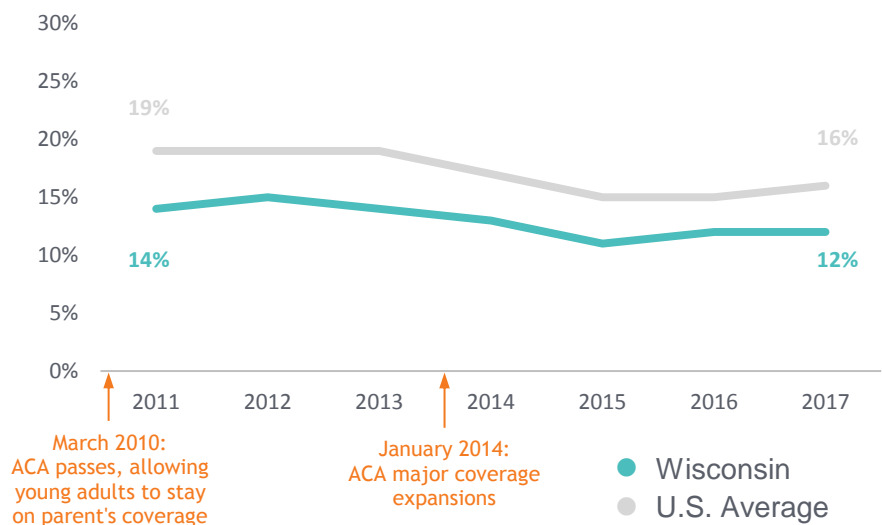
Following the Affordable Care Act's coverage expansions, more people in Wisconsin have health insurance and are better able to get, and afford, the health care they need.

### Uninsured Adults



Source: U.S. Census, American Community Survey. (Adults are ages 19–64.)

### Adults Who Went Without Care Because of Cost



Source: Centers for Disease Control and Prevention, Behavioral Risk Factor Surveillance System. (Adults are ages 18–64.)

## Marketplace & Medicaid Enrollment

# 225,435

people in Wisconsin have coverage under a marketplace plan

# 84%

received financial assistance (premium tax credit) to help purchase coverage

# 1,033,955

Medicaid+CHIP enrollment in Wisconsin

Source: Centers for Medicare and Medicaid Services. (Marketplace & Medicaid+CHIP enrollment are for 2018.)

## More Federal Dollars for Health Insurance Coverage in Wisconsin

**\$4.5**  
BILLION

**\$5.2**  
BILLION

2013  
Medicaid  
only

2018  
Marketplace Premium  
Tax Credits +  
Medicaid (FY 2017)

# 16%

increase in federal support for health coverage in Wisconsin

Sources: Medicaid and CHIP Payment and Access Commission; Kaiser Family Foundation.

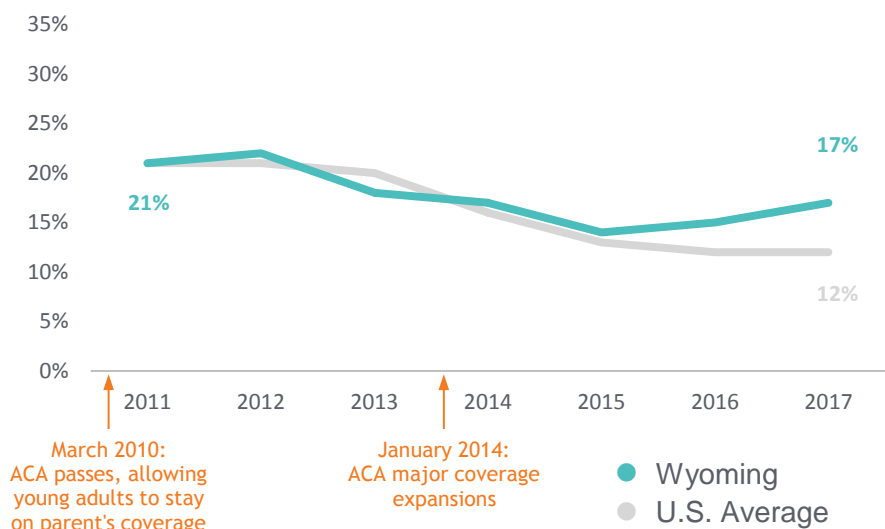


# Wyoming

## Changes in Health Care Coverage & Access

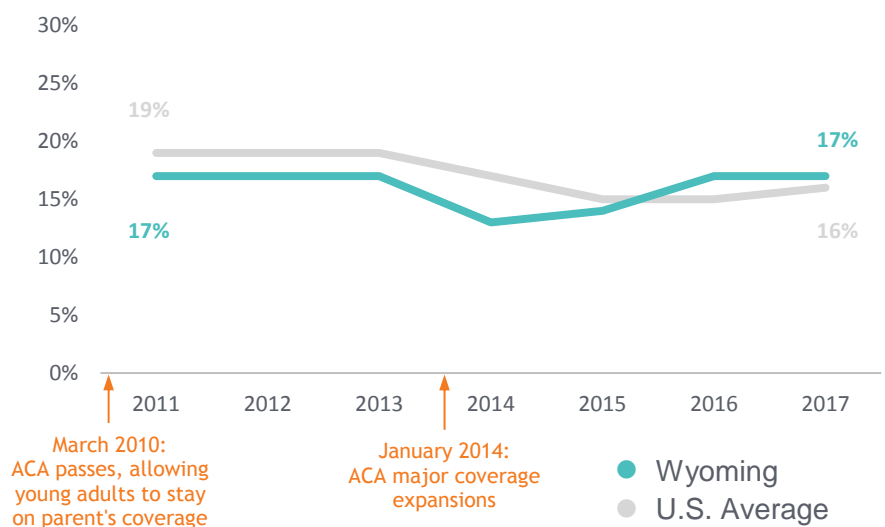
Following the Affordable Care Act's coverage expansions, more people in Wyoming have health insurance and are better able to get, and afford, the health care they need.

### Uninsured Adults



Source: U.S. Census, American Community Survey. (Adults are ages 19–64.)

### Adults Who Went Without Care Because of Cost



Source: Centers for Disease Control and Prevention, Behavioral Risk Factor Surveillance System. (Adults are ages 18–64.)

## Marketplace & Medicaid Enrollment

# 24,529

people in Wyoming have coverage under a marketplace plan

# 91%

received financial assistance (premium tax credit) to help purchase coverage

# 58,173

Medicaid+CHIP enrollment in Wyoming

Source: Centers for Medicare and Medicaid Services. (Marketplace & Medicaid+CHIP enrollment are for 2018.)

## More Federal Dollars for Health Insurance Coverage in Wyoming

# \$312

MILLION

# \$586

MILLION

2013  
Medicaid  
only

2018  
Marketplace Premium  
Tax Credits +  
Medicaid (FY 2017)

# 88%

increase in federal support for health coverage in Wyoming

Sources: Medicaid and CHIP Payment and Access Commission; Kaiser Family Foundation.