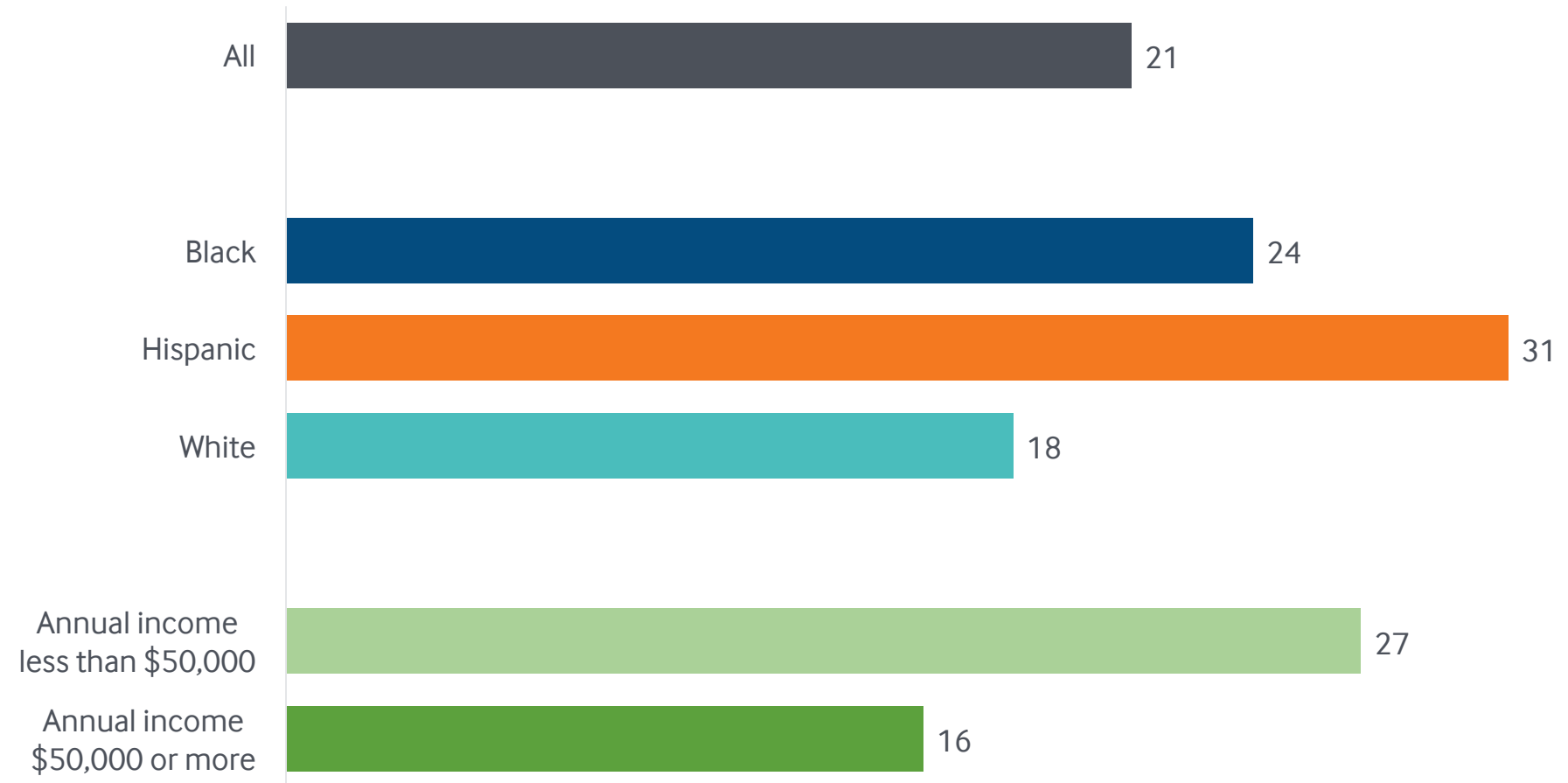


# In working households, one of five adults reported they and/or their spouse or partner were laid off or furloughed from their job because of COVID-19.

Percent of respondents age 18+ who said they and/or their spouse/partner worked full-time/part-time and had lost or were furloughed from their job

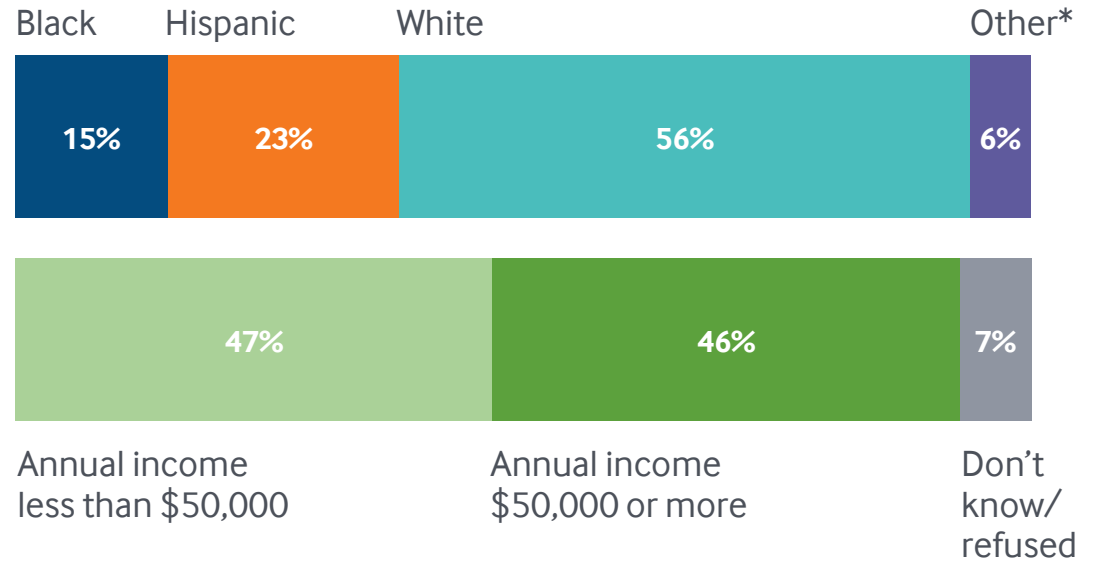
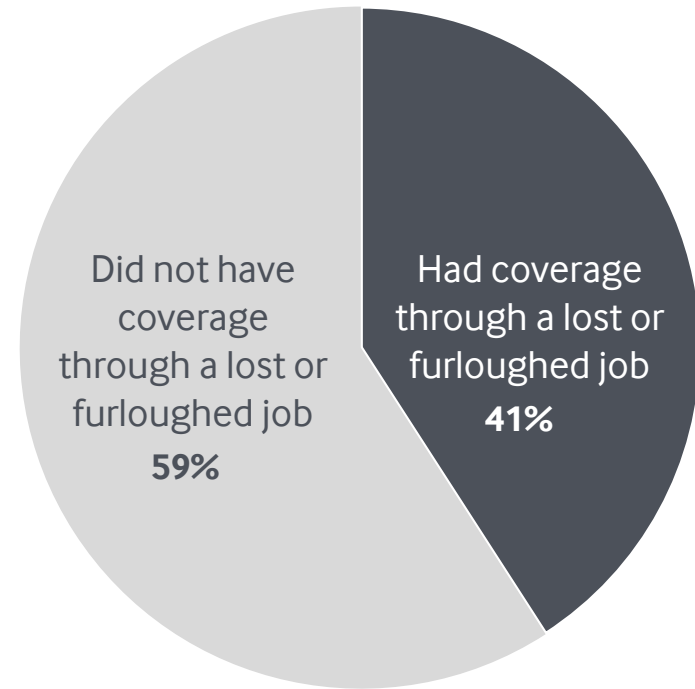


Data: Commonwealth Fund Health Care Poll: COVID-19, May–June 2020.

# Two of five people who said they or a spouse or partner lost a job or were furloughed reported coverage through that job.

Percent of respondents age 18+ who said they and/or their spouse/partner worked full-time/part-time and had lost or were furloughed from their job

Percent of respondents reporting coverage through an affected job

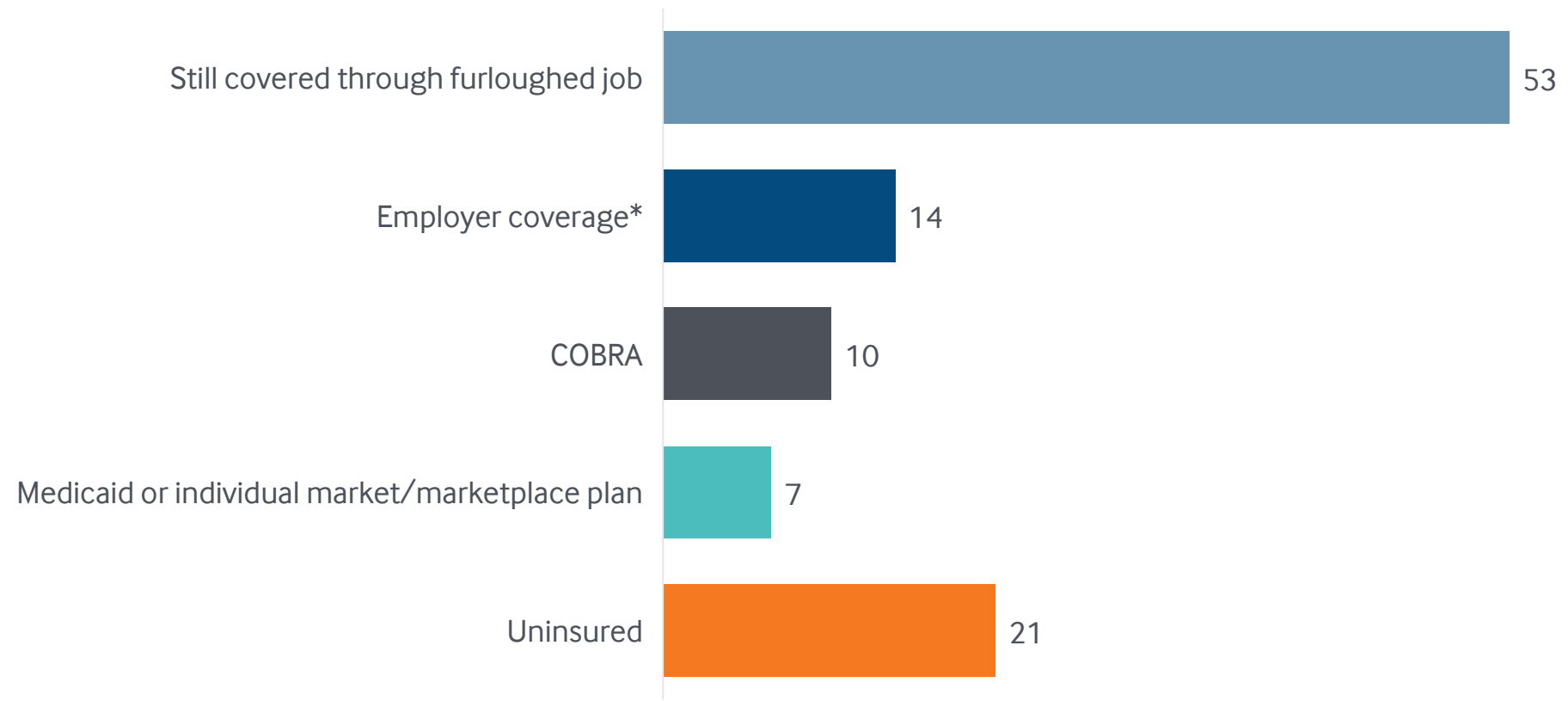


\* Other races includes Asians, Native Americans/American Indians, Alaska Natives, Native Hawaiians, Pacific Islanders, mixed race, and any other race.

Data: Commonwealth Fund Health Care Poll: COVID-19, May–June 2020.

# One of five adults who said that they or a spouse or partner had coverage through a job affected by COVID-19 reported that at least one of them is now uninsured.

Percent of respondents age 18+ who said they and/or their spouse/partner lost or were furloughed from their job and had insurance through affected job and either respondent and/or spouse/partner was covered by one of the following types of insurance



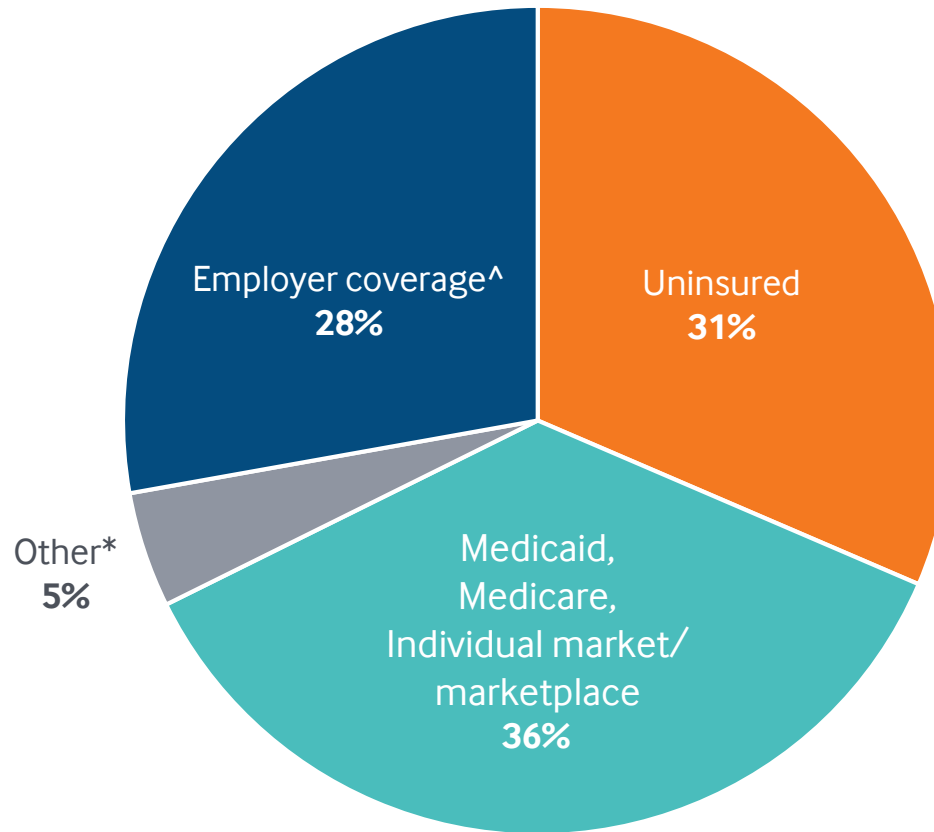
\* Employer coverage through respondent or spouse/partner's employer.

Notes: Percentages are based on either respondent or respondent's spouse/partner being enrolled in coverage. In a number of cases respondents affected by coverage loss reported a different source of coverage than spouses/partners who were also affected. Both types of coverage are reflected in the exhibit. Those who reported they are now enrolled in Medicare are not shown.

Data: Commonwealth Fund Health Care Poll: COVID-19, May–June 2020.

# About three of 10 respondents with no coverage through a job affected by the pandemic are uninsured.

Percent of respondents age 18+ who said they and/or their spouse/partner lost or were furloughed from their job and respondent did not have insurance through affected job



<sup>^</sup> Employer coverage through respondent or spouse/partner's employer or parent's plan.

\* Other includes respondents who reported "don't know/refused."

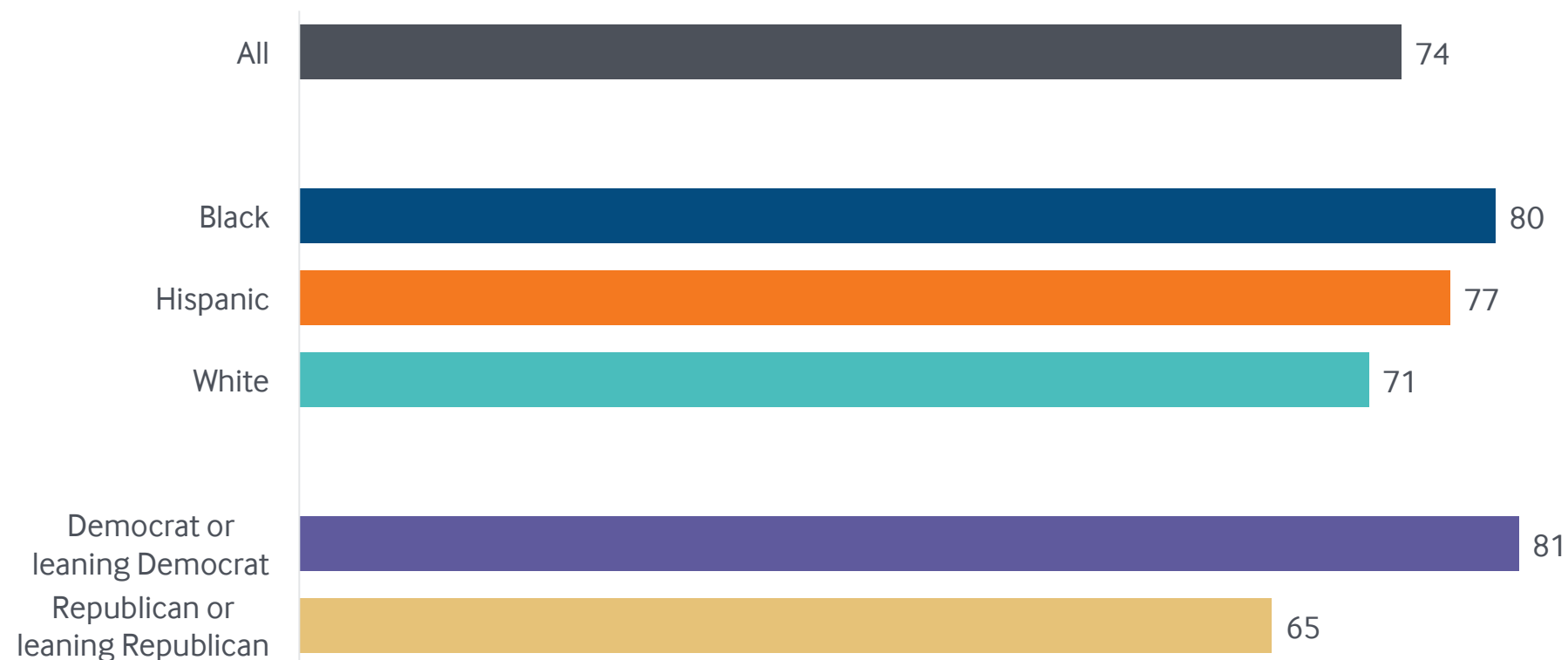
Data: Commonwealth Fund Health Care Poll: COVID-19, May–June 2020.

# What do Americans think of providing people who have employer coverage with a new option to buy insurance on their own?



Millions of Americans get their health insurance through a job. Should people who get health insurance through their employers have the option of getting similar coverage at a similar cost through government-regulated and -subsidized health plans?

*Percent of respondents age 18+ who said "yes"*



Note: Adults who reported they considered themselves an "Independent," "Other," or reported "Don't know/refused" were then asked if they lean more toward the Democratic or Republican Party.

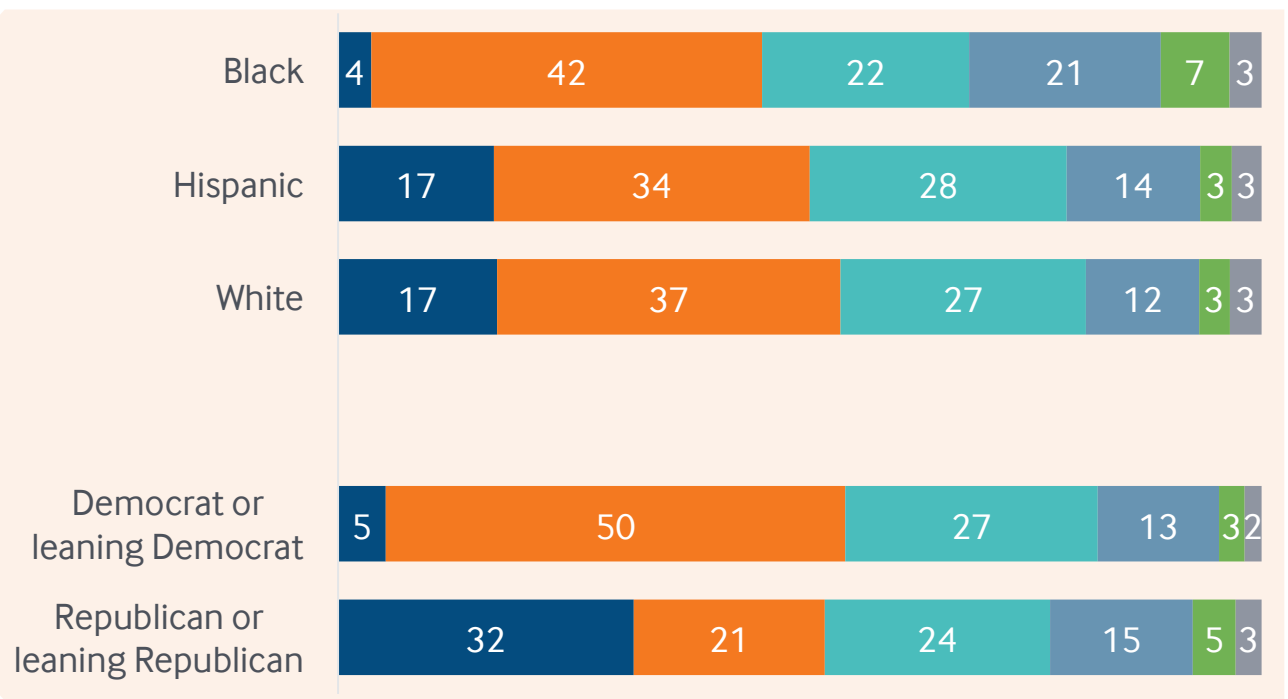
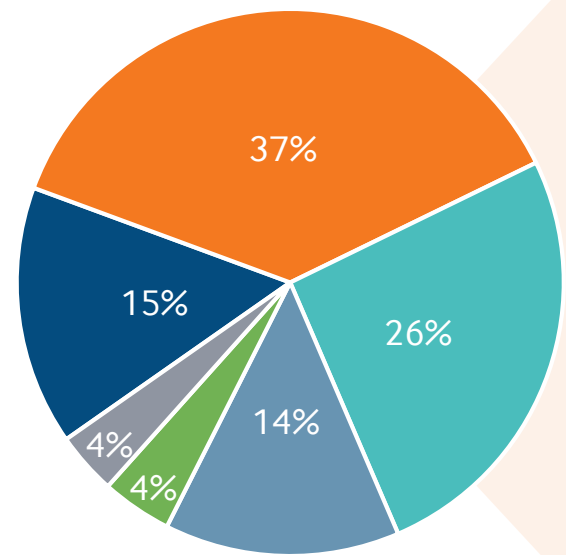
Data: Commonwealth Fund Health Care Poll: COVID-19, May–June 2020.

# Who is most trusted to open the economy while also keeping people safe?



Who do you trust the most to make a decision to open the economy given the need to keep people safe?

Percent of respondents age 18+



■ President Trump     
 ■ Public health official\*     
 ■ Governor  
■ Mayor     
 ■ Someone else\*\*     
 ■ Don't know/refused

\* Public health official includes Anthony Fauci, M.D.  
 \*\* Someone else includes business owners, doctors/health care or medical experts, respondent themselves, people in the area, CDC/CDC official/World Health Organization, or others.

Notes: Adults who reported they considered themselves an "Independent," "Other," or reported "Don't know/refused" were then asked if they lean more toward the Democratic or Republican Party. Segments may not sum to 100% because of rounding.

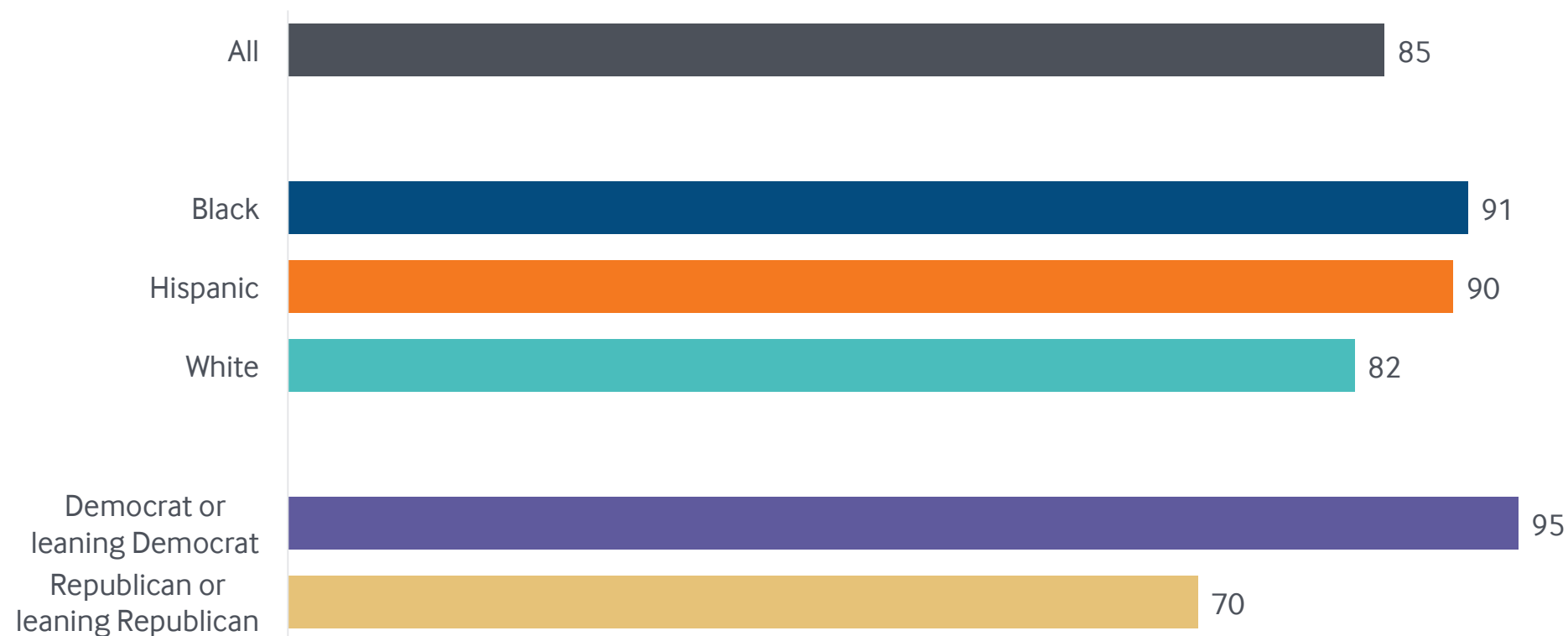
Data: Commonwealth Fund Health Care Poll: COVID-19, May-June 2020.

# Most Americans believe people should be required to wear a mask in public to help ensure a safe work environment.



How important is requiring that everyone wear face masks in public\* to ensure a safe work environment for you and your loved ones before there is a vaccine for COVID-19?

*Percent of respondents age 18+ who said "very/somewhat important"*



\* Includes at work, when shopping, and on public transportation.

Note: Adults who reported they considered themselves an "Independent," "Other," or reported "Don't know/refused" were then asked if they lean more toward the Democratic or Republican Party.

Data: Commonwealth Fund Health Care Poll: COVID-19, May–June 2020.

# Most Americans believe everyone should be tested regularly to help ensure a safe work environment.



How important is regular COVID-19 testing of everyone to ensure a safe work environment for you and your loved ones before there is a vaccine for COVID-19?

*Percent of respondents age 18+ who said "very/somewhat important"*



Note: Adults who reported they considered themselves an "Independent," "Other," or reported "Don't know/refused" were then asked if they lean more toward the Democratic or Republican Party.

Data: Commonwealth Fund Health Care Poll: COVID-19, May–June 2020.




# Most Americans believe the government should be able to conduct contact tracing to ensure a safe work environment.



How important is the ability of the government to trace potential contacts with anyone who tests positive for COVID-19 to ensure a safe work environment for you and your loved ones before there is a vaccine for COVID-19?

*Percent of respondents age 18+ who said "very/somewhat important"*



Note: Adults who reported they considered themselves an "Independent," "Other," or reported "Don't know/refused" were then asked if they lean more toward the Democratic or Republican Party.

Data: Commonwealth Fund Health Care Poll: COVID-19, May–June 2020.