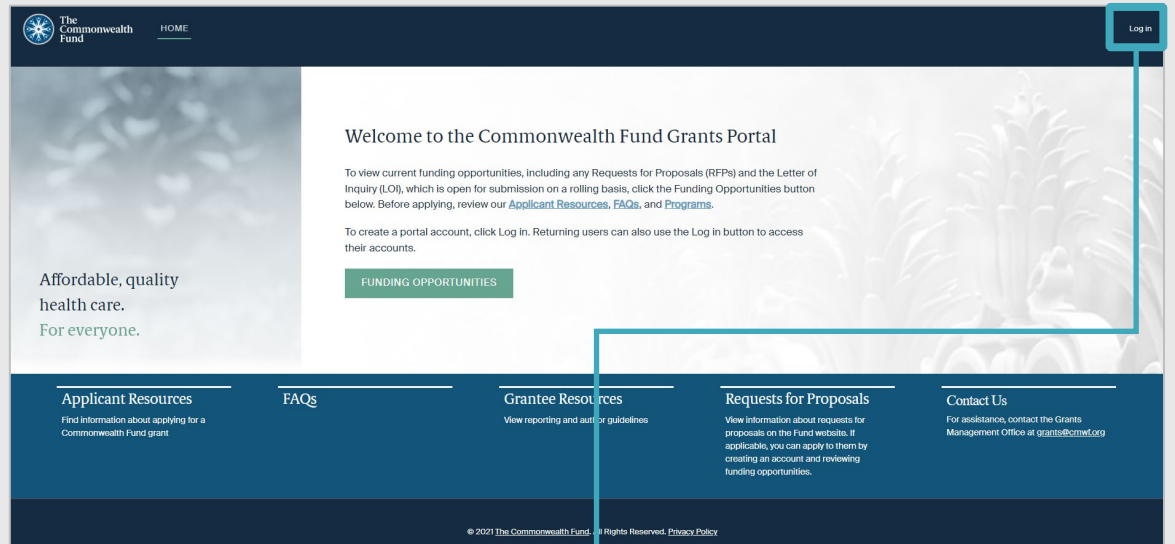
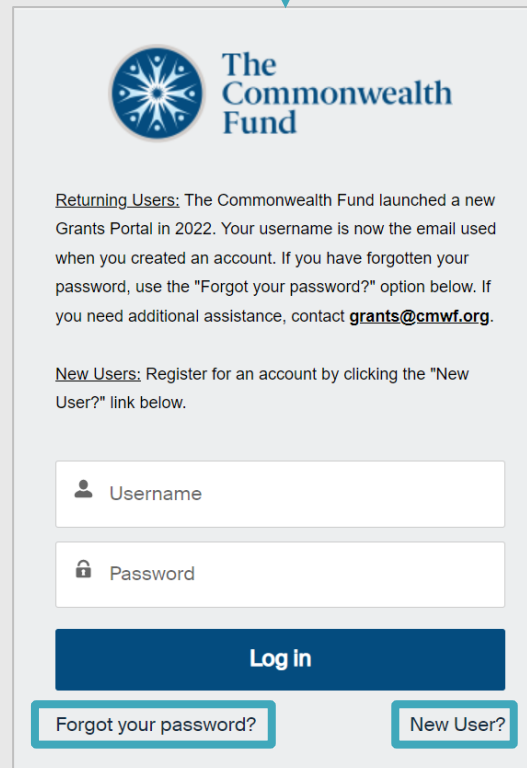


LOG IN OR REGISTER FOR AN ACCOUNT

1. Use one of the supported browsers (Chrome, Firefox or Safari) to navigate to the Grants Portal: [Home](#)
2. Before applying, review the Commonwealth Fund's [Applicant Resources](#), [FAQs](#), and [Programs](#).
3. Click **Log in** located in the upper right-hand corner of the homepage to log in or register.

RETURNING USERS: Enter your username and password to **Log in**. *Note:* Your username is now the email used when you created an account. Your password remains unchanged and should be the same as previously set. If you have forgotten your password, click on **Forgot your password?**

NEW USER: Click **New User?** to begin the registration process (*refer to the following steps to complete your registration*).

The Commonwealth Fund

Returning Users: The Commonwealth Fund launched a new Grants Portal in 2022. Your username is now the email used when you created an account. If you have forgotten your password, use the "Forgot your password?" option below. If you need additional assistance, contact grants@cmwf.org.

New Users: Register for an account by clicking the "New User?" link below.

Username

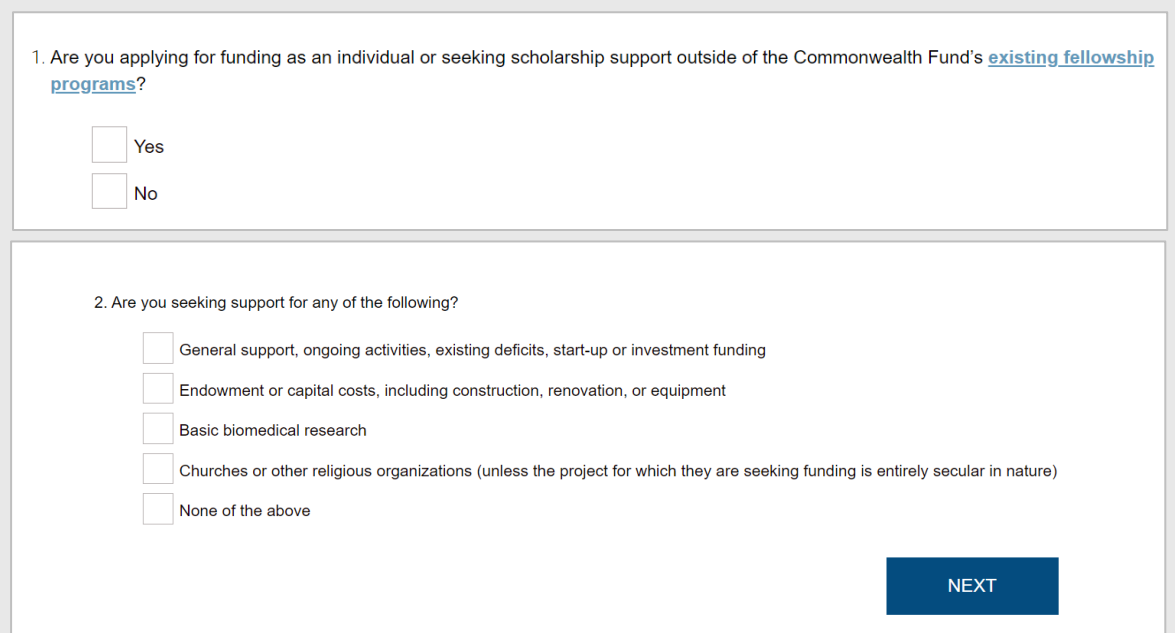
Password

Log In

[Forgot your password?](#) [New User?](#)

NEW USERS: COMPLETE ELIGIBILITY QUIZ

1. Select responses to the eligibility quiz questions and click **Next**. You will receive a message regarding your ability to proceed.



1. Are you applying for funding as an individual or seeking scholarship support outside of the Commonwealth Fund's [existing fellowship programs](#)?

Yes

No

2. Are you seeking support for any of the following?

General support, ongoing activities, existing deficits, start-up or investment funding

Endowment or capital costs, including construction, renovation, or equipment

Basic biomedical research

Churches or other religious organizations (unless the project for which they are seeking funding is entirely secular in nature)

None of the above

NEXT

NEW USER PASSES ELIGIBILITY QUIZ: COMPLETE REGISTRATION FORM

If you pass the eligibility quiz, you will be directed to complete your **Organization** and **Contact** information. *Note:* If you do not pass the eligibility quiz, you will receive a message that you are unable to proceed.

Organization Information:

- Search for your **Organization**. If your search returns a result, you will have the opportunity to verify that the organization the Commonwealth Fund has on file is correct. If you cannot find your organization, you may add it by selecting **Can't find your organization**. Complete all required organization information fields and click **Save**.

Contact Information:

- Complete all fields, including **First Name**, **Last Name**, **Title** and **Email**. Your email address is required. This email address should be unique to you in your role at your organization, as this will become your username for logging into the system. Once all information is complete, click **Submit**.

You will receive an email from The Commonwealth Fund with the subject line **“Complete Your Registration for the Commonwealth Fund Grants Portal.”** Follow the link to set your password and log into the Grants Portal. Please save this password in a secure manner.

Note: The email may go to your spam folder. If you do not receive the email after registering, please check your spam folder. For additional assistance, contact grants@cmwf.org.

ORGANIZATION INFORMATION

* Search for the organization seeking funding by entering the name, EIN (Employer Identification Number), or address of the organization in the text box below.

- If the organization is a unit of a larger organization (e.g., school or autonomous research center within a university), **enter the information for the parent organization** unless the unit has its own unique EIN.
- If the organization is fiscally sponsored, enter the information for the **fiscal sponsor**. You will be able to provide the information for the fiscally sponsored organization later in the application process.

If your search returns a result, you will have the opportunity to verify that the organization the Commonwealth Fund has on file is correct. For questions regarding your current organization information on file, contact the Grants Management office at grants@cmwf.org.

If you cannot find your organization, you may add it by selecting "Can't find your organization."

CONTACT INFORMATION

Please input your contact information below:

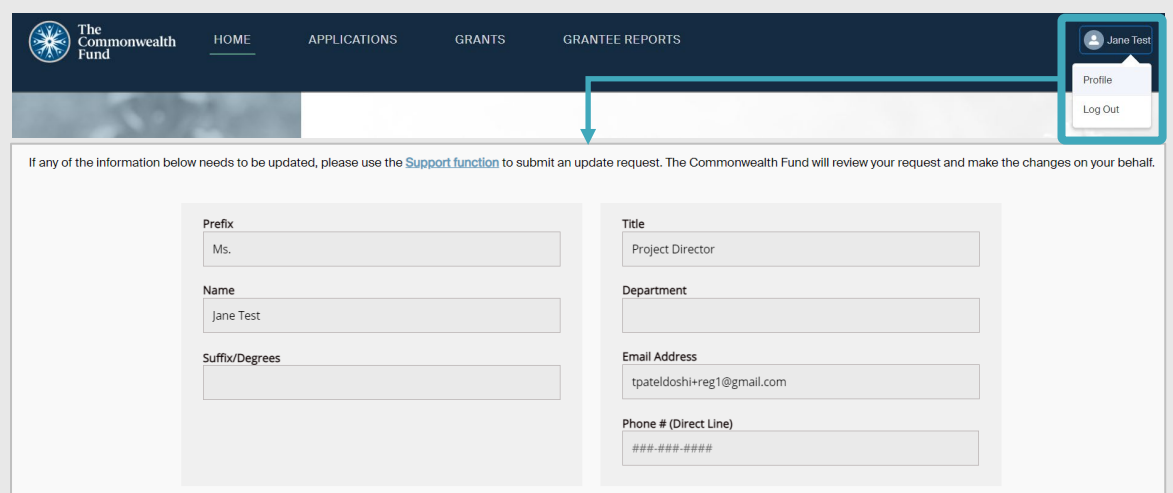
Prefix <input type="text" value="select"/>	Preferred Pronouns <input type="text" value="select"/>
* First Name <input type="text"/>	* Last Name <input type="text"/>
Suffix/Degrees <input type="text"/>	* Title <input type="text"/>
* Email <input type="text"/>	Phone # (Direct Line) <input type="text"/>

mandatory field

SUBMIT

REVIEW YOUR PROFILE INFORMATION

1. Log into the Grants Portal: [Home](#)
2. Review your profile information by clicking on your name in the upper right-hand corner of the homepage. Then, click **Profile**.
3. If any of the information needs to be updated, use the [Support function](#) to submit an update request. The Commonwealth Fund will review your request and make the changes on your behalf.



The screenshot shows the Grants Portal navigation bar with 'HOME', 'APPLICATIONS', 'GRANTS', and 'GRANTEE REPORTS'. A user profile dropdown menu is open in the top right corner, showing 'Jane Test', 'Profile', and 'Log Out'. Below the navigation bar, a message states: 'If any of the information below needs to be updated, please use the [Support function](#) to submit an update request. The Commonwealth Fund will review your request and make the changes on your behalf.' The profile form contains the following fields:

Prefix Ms.	Title Project Director
Name Jane Test	Department <input type="text"/>
Suffix/Degrees <input type="text"/>	Email Address tpateldoshi+reg1@gmail.com
	Phone # (Direct Line) ###-###-####