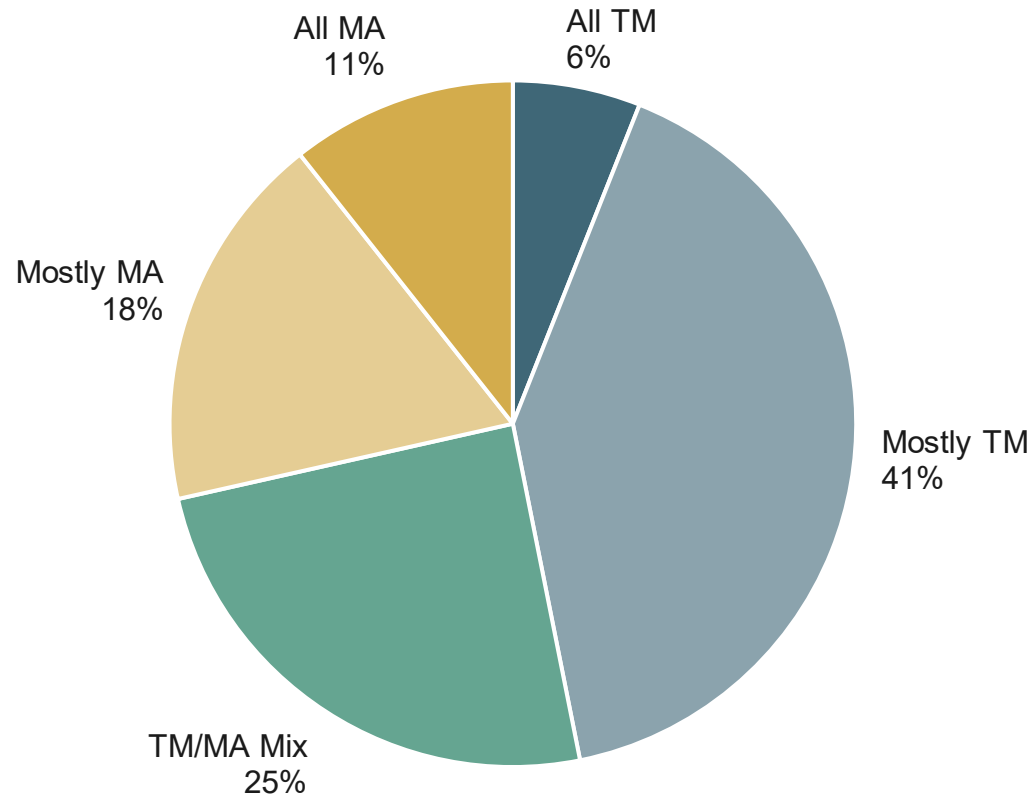


About one in 10 primary care physicians saw only Medicare Advantage patients, while about one in 20 saw only Traditional Medicare patients in 2021.

Percentage of primary care physicians' total Medicare patient panel, by patients' type of Medicare coverage

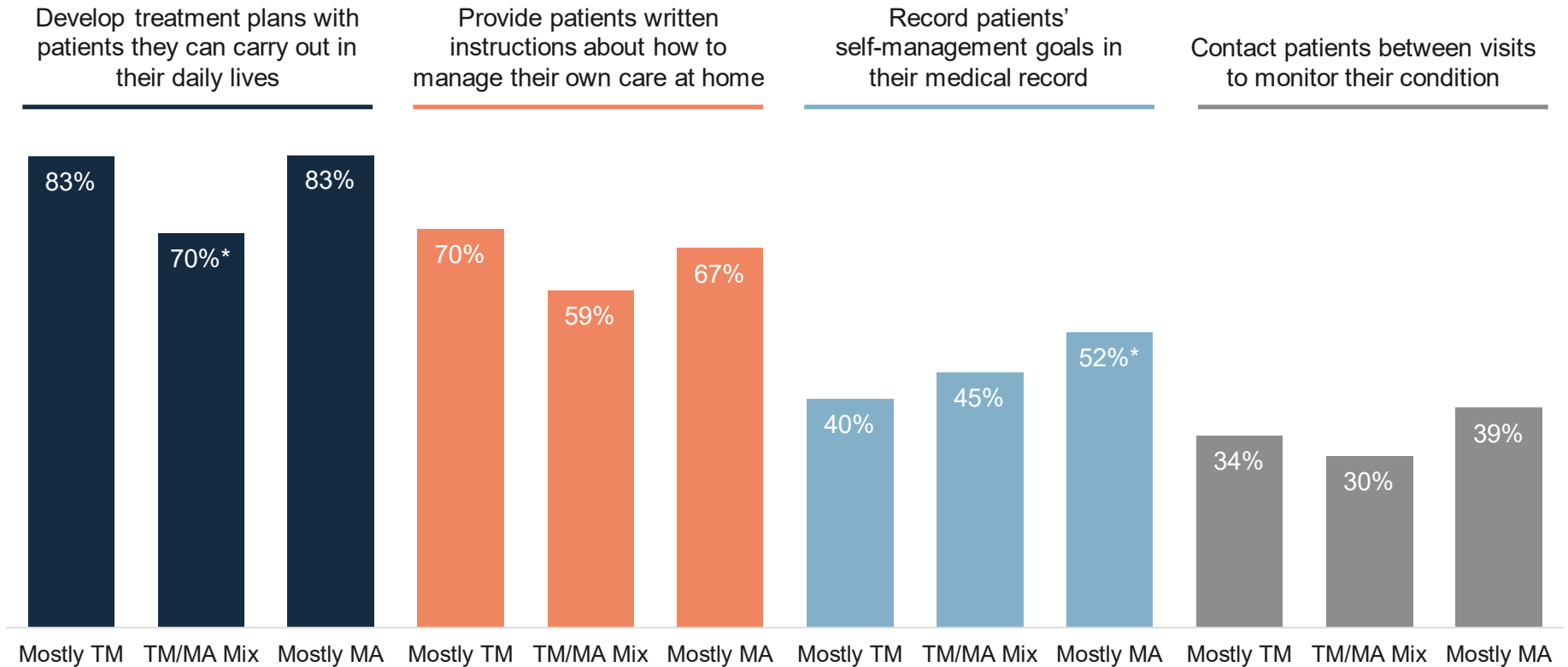


Notes: TM = Traditional fee-for-service Medicare. MA = Medicare Advantage. Patient mix categories: "All TM" = 100% TM/0% MA; "Mostly TM" = 60%–<100% TM/1%–<40% MA; "TM/MA Mix" = 40%–<60% TM/40%–<60% MA; "Mostly MA" = 1%–<40% TM/60%–<100% MA; "All MA" = 0% TM/100% MA.

Data: Commonwealth Fund International Health Policy Survey of Primary Care Physicians (2022) and Commonwealth Fund analysis of CareJourney 2021 Medicare claims.

There were few significant differences between how PCPs who mostly saw MA patients and those who mostly saw traditional Medicare patients engaged with and cared for people with chronic conditions.

Percentage of primary care physicians who said their practice provides care for patients with chronic conditions in the following ways “usually” or “often,” by patients’ type of Medicare coverage



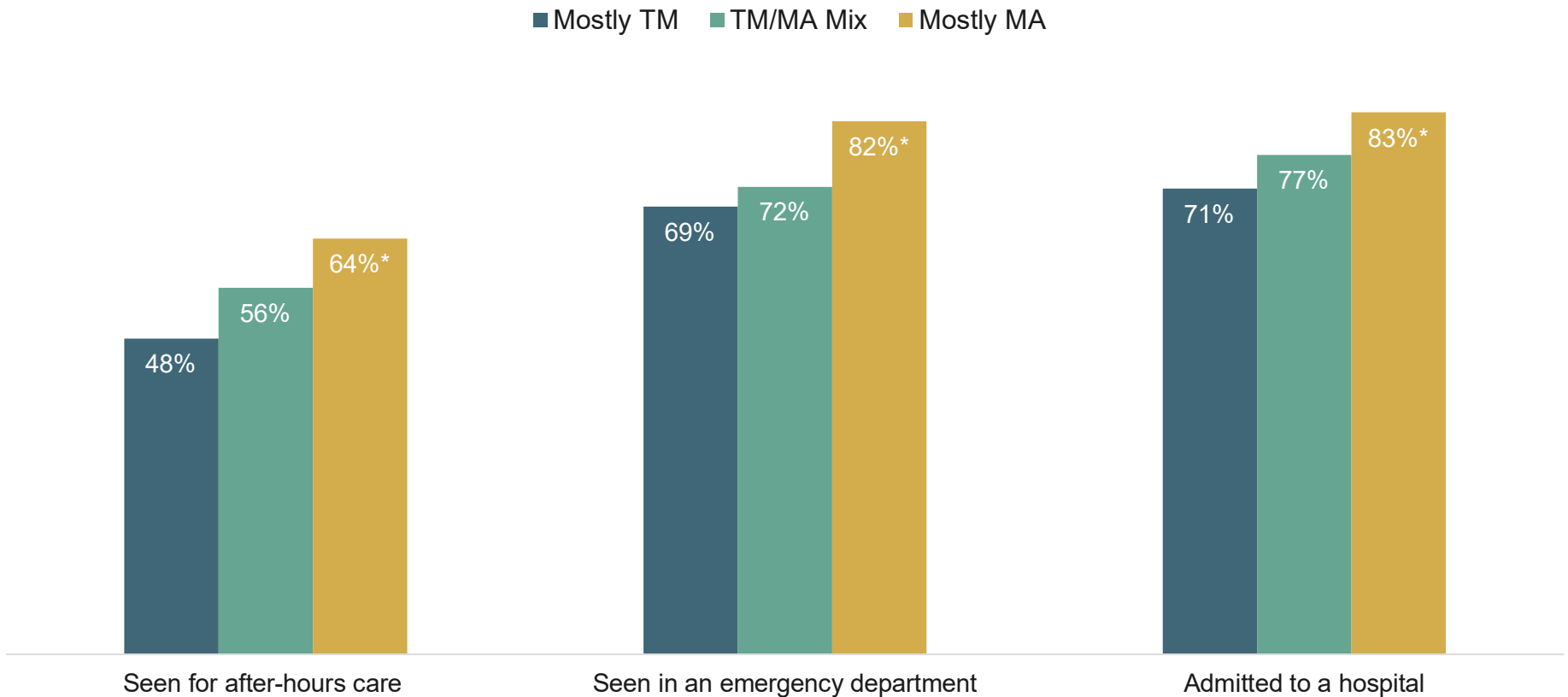
Notes: TM = Traditional fee-for-service Medicare. MA = Medicare Advantage. PCPs = primary care physicians. Patient mix categories: “Mostly TM” = 60%–100% TM/0%–<40% MA; “TM/MA Mix” = 40%–<60% TM/40%–<60% MA; “Mostly MA” = 0%–<40% TM/60%–100% MA.

* Difference statistically significant at the $p < 0.05$ level compared to PCPs with Medicare patient panel mix of 60%–100% TM/0%–<40% MA (Mostly TM).

Data: Commonwealth Fund International Health Policy Survey of Primary Care Physicians (2022) and Commonwealth Fund analysis of CareJourney 2021 Medicare claims.

PCPs who primarily saw MA patients were significantly more likely to receive notifications about their patients receiving care in other settings, compared to those who focused on traditional Medicare patients.

Percentage of primary care physicians who said they “usually” or “often” receive notifications that their patient has done the following, by patients’ type of Medicare coverage



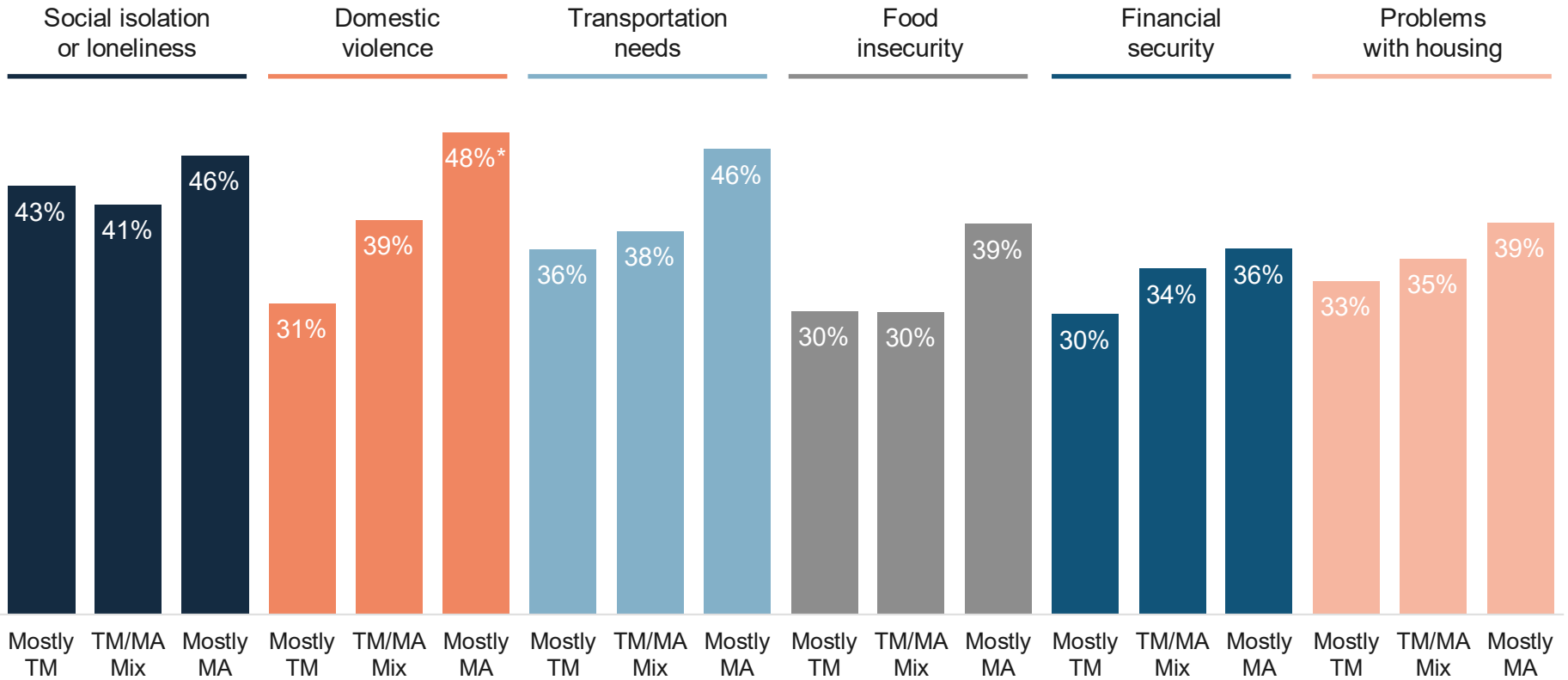
Notes: TM = Traditional fee-for-service Medicare. MA = Medicare Advantage. PCPs = primary care physicians. Patient mix categories: “Mostly TM” = 60%–100% TM/0%–<40% MA; “TM/MA Mix” = 40%–<60% TM/40%–<60% MA; “Mostly MA” = 0%–<40% TM/60%–100% MA.

* Difference statistically significant at the $p < 0.05$ level compared to PCPs with Medicare patient panel mix of 60%–100% TM/0%–<40% MA (Mostly TM).

Data: Commonwealth Fund International Health Policy Survey of Primary Care Physicians (2022) and Commonwealth Fund analysis of CareJourney 2021 Medicare claims.

Most PCPs said they are not regularly screening their Medicare patients for social needs, regardless of the mix of Medicare coverage types in their patient panel.

Percentage of primary care physicians who said their practice “usually” or “often” screens patients for the following social needs, by patients’ type of Medicare coverage



Notes: TM = Traditional fee-for-service Medicare. MA = Medicare Advantage. PCPs = primary care physicians. Patient mix categories: “Mostly TM” = 60%–100% TM/0%–<40% MA; “TM/MA Mix” = 40%–<60% TM/40%–<60% MA; “Mostly MA” = 0%–<40% TM/60%–100% MA.

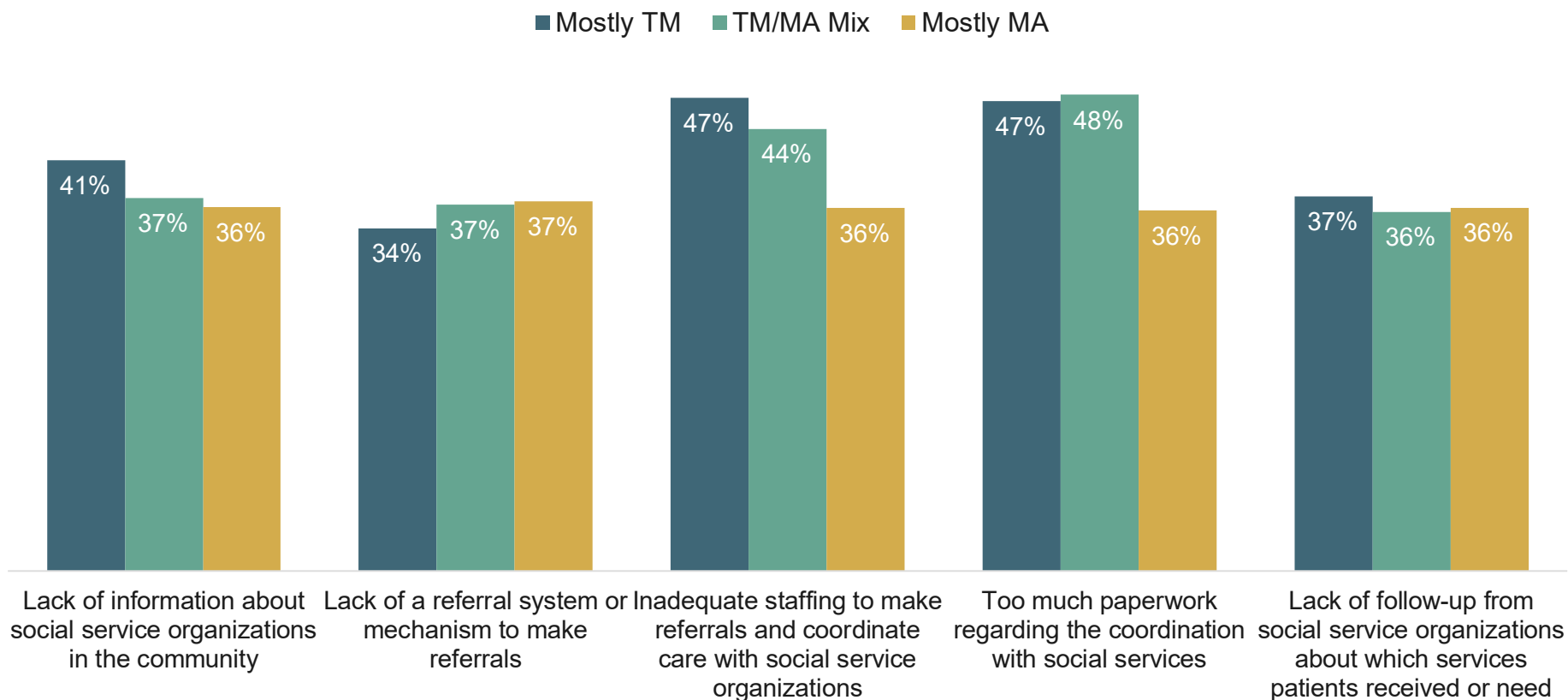
* Difference statistically significant at the $p < 0.05$ level compared to PCPs with Medicare patient panel mix of 60%–100% TM/0%–<40% MA (Mostly TM).

Data: Commonwealth Fund International Health Policy Survey of Primary Care Physicians (2022) and Commonwealth Fund analysis of CareJourney 2021 Medicare claims.



Similar shares of PCPs reported major challenges with coordinating patient care with social services, irrespective of the mix of Medicare coverage types in their patient panel.

Percentage of primary care physicians who said the following aspects of coordinating their patients' care with social services are a "major" challenge, by patients' type of Medicare coverage

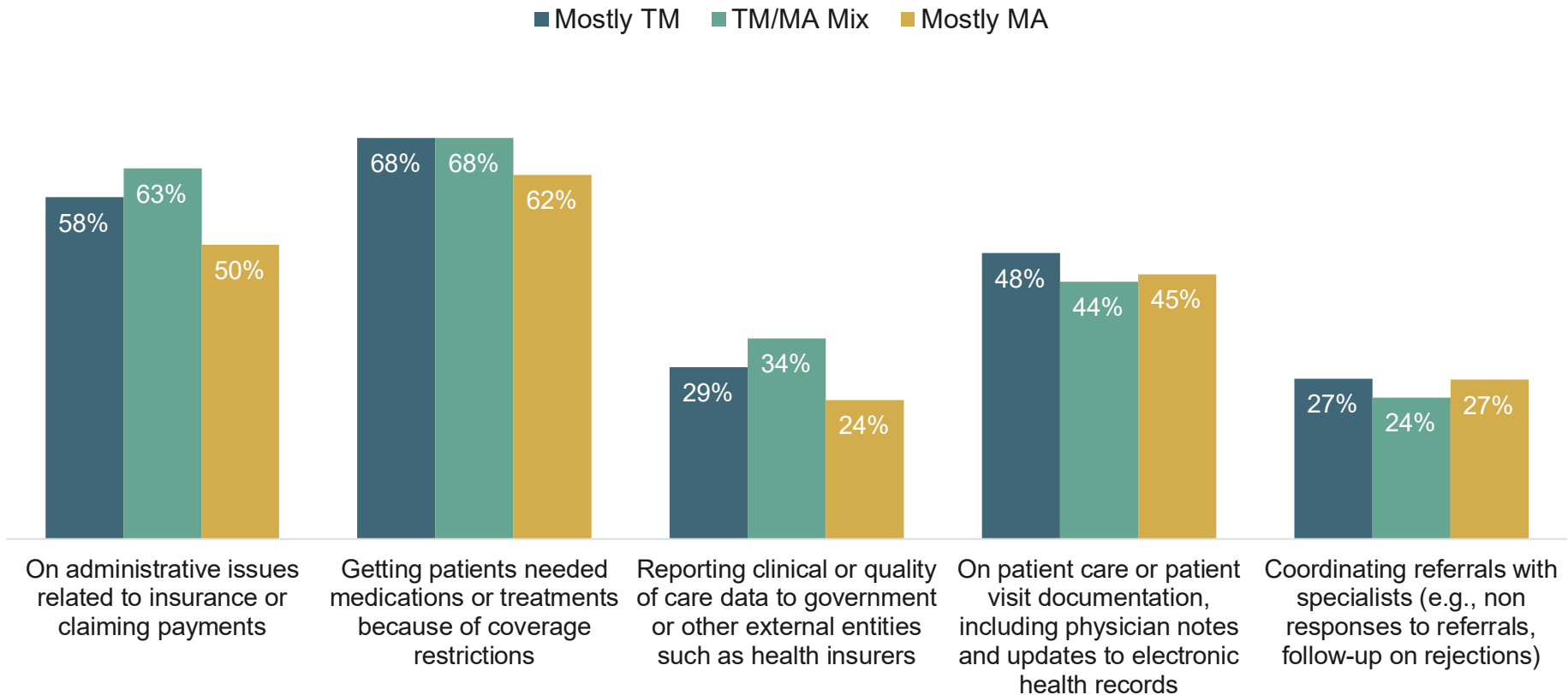


Notes: TM = Traditional fee-for-service Medicare. MA = Medicare Advantage. PCPs = primary care physicians. Patient mix categories: "Mostly TM" = 60%–100% TM/0%–<40% MA; "TM/MA Mix" = 40%–<60% TM/40%–<60% MA; "Mostly MA" = 0%–<40% TM/60%–100% MA.

Data: Commonwealth Fund International Health Policy Survey of Primary Care Physicians (2022) and Commonwealth Fund analysis of CareJourney 2021 Medicare claims.

PCPs reported major problems with coverage issues, quality reporting, visit documentation, and referral coordination regardless of their patients' Medicare coverage.

Percentage of primary care physicians who said the amount of time their practice spends on the following tasks is a "major" problem, by patients' type of Medicare coverage



Notes: TM = Traditional fee-for-service Medicare. MA = Medicare Advantage. PCPs = primary care physicians. Patient mix categories: "Mostly TM" = 60%–100% TM/0%–<40% MA; "TM/MA Mix" = 40%–<60% TM/40%–<60% MA; "Mostly MA" = 0%–<40% TM/60%–100% MA.

Data: Commonwealth Fund International Health Policy Survey of Primary Care Physicians (2022) and Commonwealth Fund analysis of CareJourney 2021 Medicare claims.