



EMBARGOED FOR RELEASE UNTIL
9:00 A.M. EST, THURSDAY, NOVEMBER 3, 2005

The Commonwealth Fund 2005 International Health Policy Survey of Sicker Adults in Six Countries

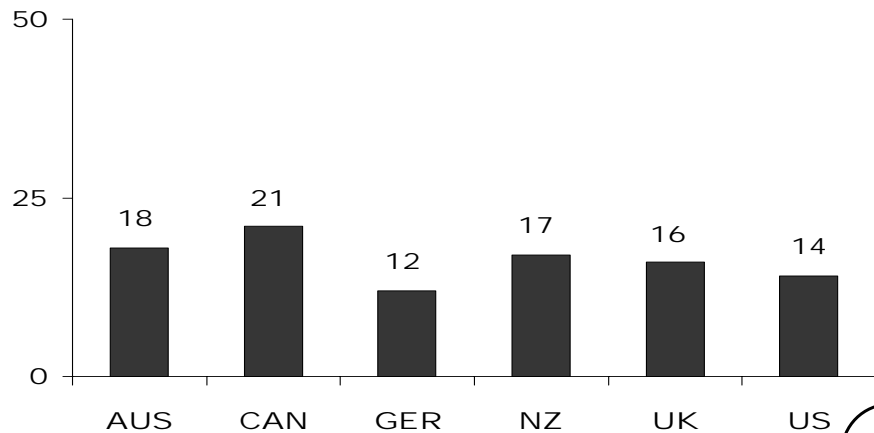
HIGHLIGHTS OF SURVEY FINDINGS

The Commonwealth Fund
2005 International Symposium on Health Care Policy
Washington, D.C., November 2-4, 2005

Cathy Schoen, Senior Vice President
Robin Osborn, Vice President and Director
International Program in Health Policy and Practice
The Commonwealth Fund

Were Risks Explained Before a Hospital Procedure in an Understandable Way?

Base: Hospitalized in past 2 years
Percent said risks were NOT explained



2005 Commonwealth Fund International Health Policy Survey

Adults with Health Problems



Deficiencies in Transition Planning When Discharged from the Hospital

Base: Hospitalized in past 2 years

Percent who reported when discharged:	AUS	CAN	GER	NZ	UK	US
Did NOT receive instructions about symptoms to watch and when to seek further care	18	17	23	14	26	11
Did NOT know who to contact with questions about condition or treatment	9	12	12	9	12	8
Hospital did NOT make arrangements for follow-up visits	23	30	50	23	19	27
% any of the above	36	41	60	33	37	33

2005 Commonwealth Fund International Health Policy Survey

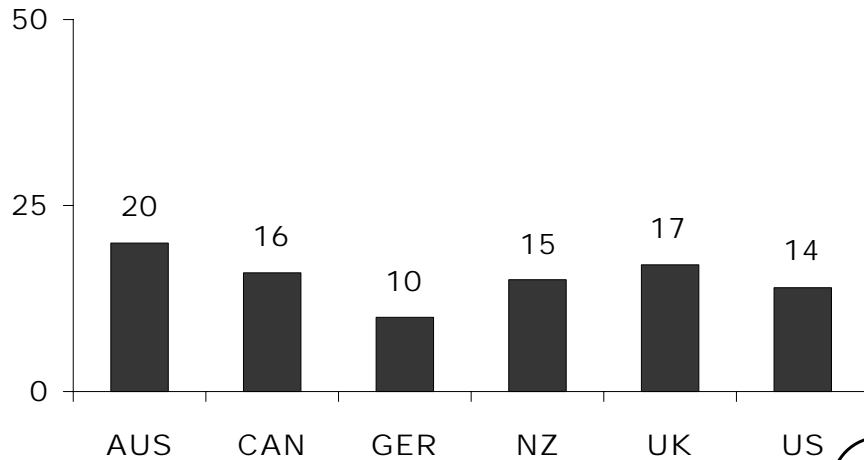
Adults with Health Problems



Readmitted to a Hospital or Went to ER as a Result of Complications After Discharge

Base: Hospitalized in past 2 years

Percent readmitted or ER visit due to complications



2005 Commonwealth Fund International Health Policy Survey

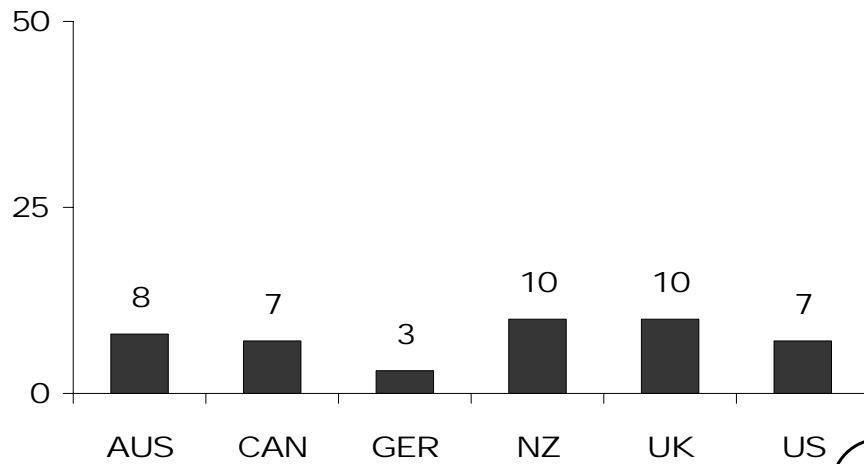
Adults with Health Problems



Developed Infection While in the Hospital

Base: Hospitalized in past 2 years

Percent



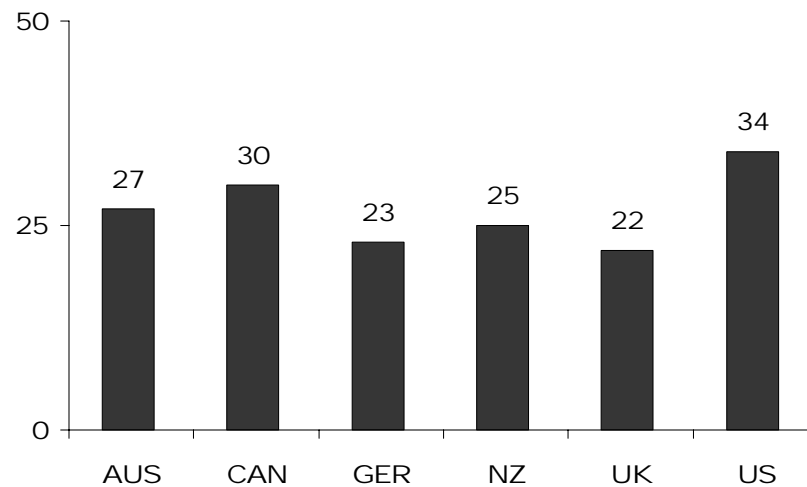
2005 Commonwealth Fund International Health Policy Survey

Adults with Health Problems



Any Error: Medical Mistake, Medication Error or Test Error in Past 2 Years

Percent



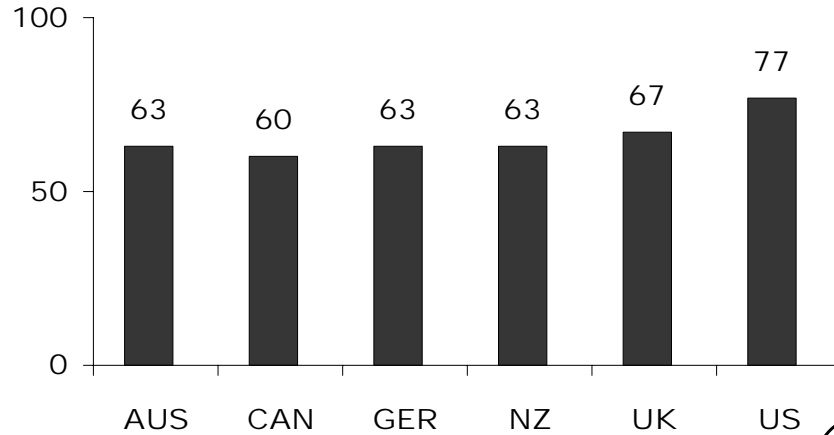
2005 Commonwealth Fund International Health Policy Survey

Adults with Health Problems



Medical Mistake or Medication Error Occurred Outside the Hospital

Base: Experienced medical mistake or medication error
Percent saying error occurred outside the hospital



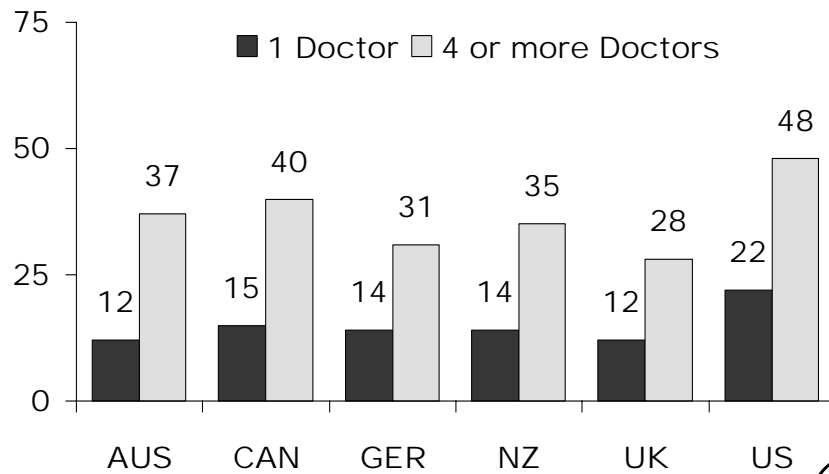
2005 Commonwealth Fund International Health Policy Survey

Adults with Health Problems



Mistake Any Error by Number of Doctors Seen in Past 2 Years

Percent



2005 Commonwealth Fund International Health Policy Survey

Adults with Health Problems



Cost-Related Access Problems

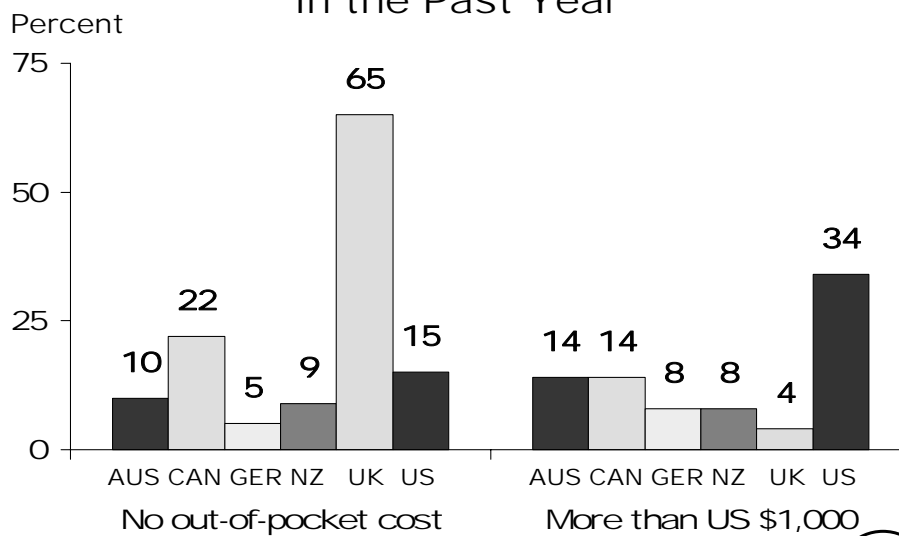
Percent in past year due to cost:	AUS	CAN	GER	NZ	UK	US
Did not fill prescription or skipped doses	22	20	14	19	8	40
Had a medical problem but did not visit doctor	18	7	15	29	4	34
Skipped test, treatment or follow-up	20	12	14	21	5	33
Percent who said yes to at least one of the above	34	26	28	38	13	51

2005 Commonwealth Fund International Health Policy Survey

Adults with Health Problems



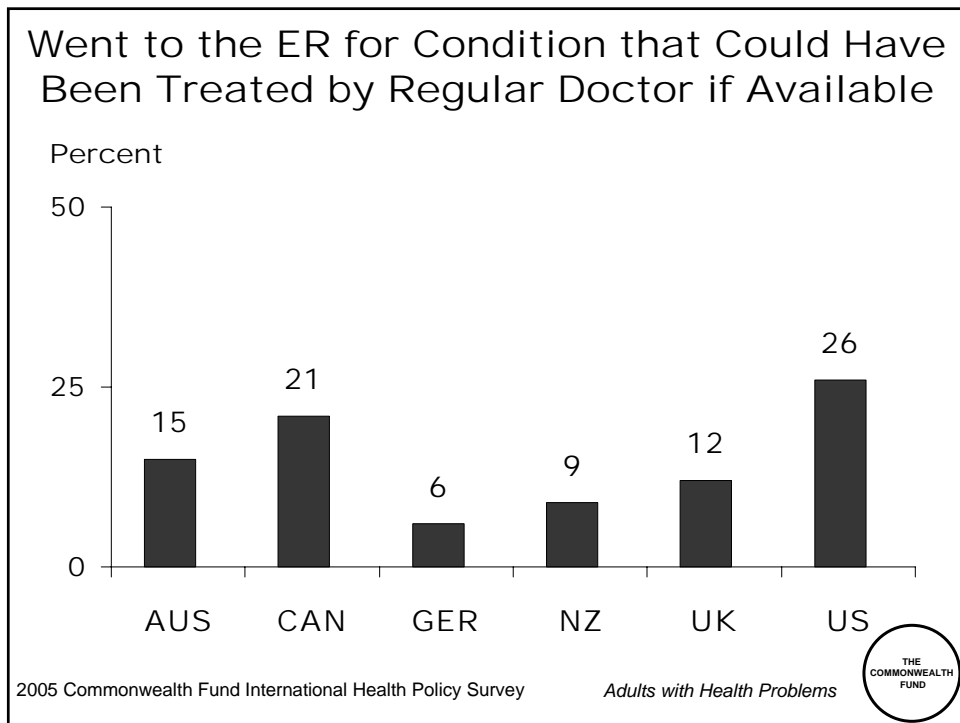
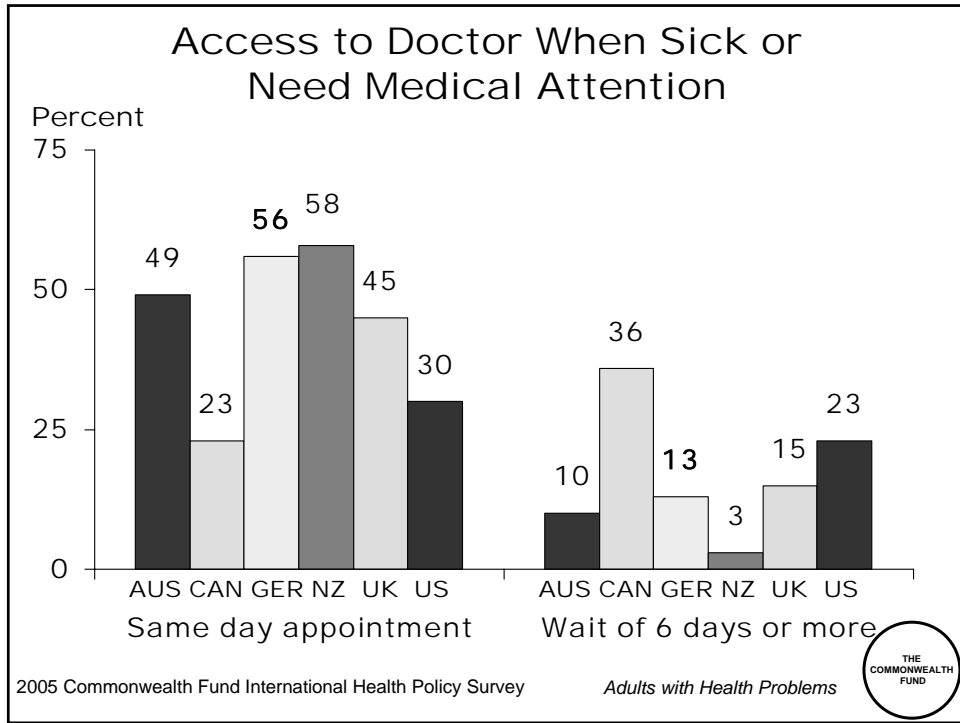
Out-of-Pocket Medical Costs in the Past Year



2005 Commonwealth Fund International Health Policy Survey

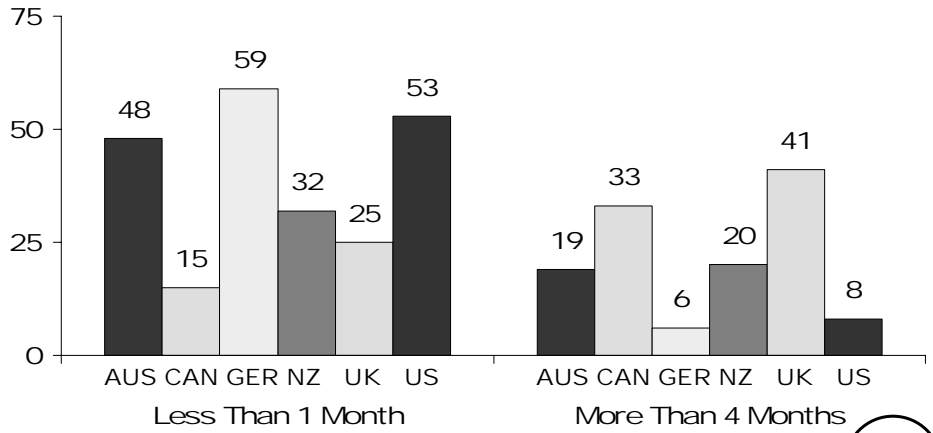
Adults with Health Problems





Waiting Time for Elective or Non-Emergency Surgery

Base: Needed non-emergency or elective surgery
Percent



2005 Commonwealth Fund International Health Policy Survey

Adults with Health Problems



Care Coordination

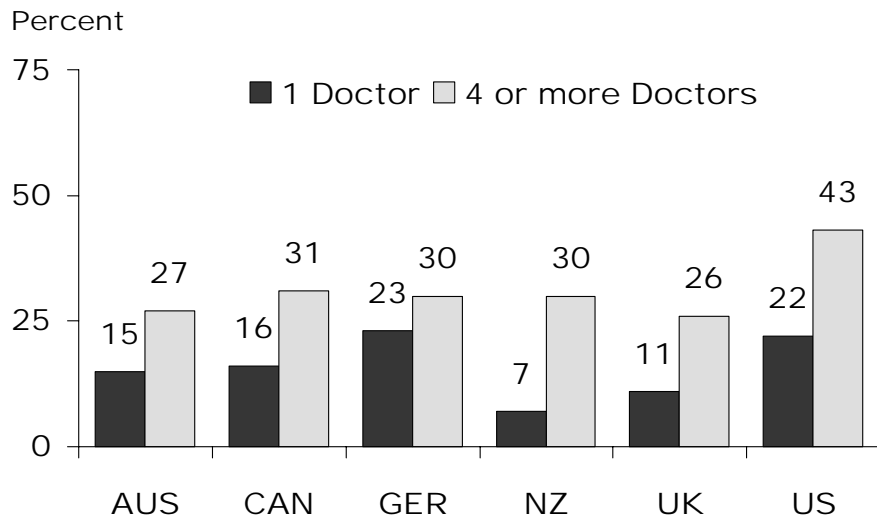
Percent saying in the past 2 years:	AUS	CAN	GER	NZ	UK	US
Test results or records not available at time of appointment	12	19	11	16	16	23
Duplicate tests: doctor ordered test that had already been done	11	10	20	9	6	18
Percent who experienced either coordination problem	19	24	26	21	19	33

2005 Commonwealth Fund International Health Policy Survey

Adults with Health Problems



Coordination Problems by Number of Doctors



*Either records/results did not reach doctors office in time for appointment OR doctors ordered a duplicate medical test

2005 Commonwealth Fund International Health Policy Survey

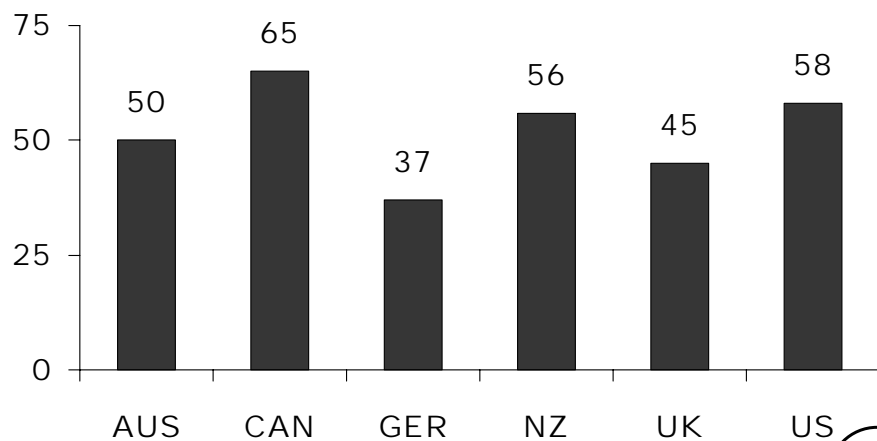
Adults with Health Problems



Doctor Gives You Plan for Self-Management

Base: Adults with chronic disease

Percent given self-management plan



2005 Commonwealth Fund International Health Policy Survey

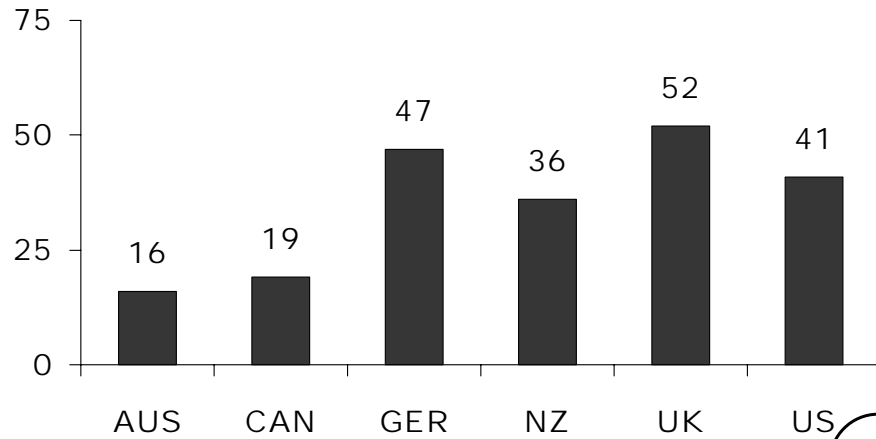
Adults with Health Problems



Doctor's Office Has a Nurse Regularly Involved in Care Management

Base: Adults with chronic disease

Percent have nurse involved



2005 Commonwealth Fund International Health Policy Survey

Adults with Health Problems



Received Recommended Care for Chronic Condition

Percent received recommended care:	AUS	CAN	GER	NZ	UK	US
Hypertension*	78	85	91	77	72	85
Diabetes**	41	38	55	40	58	56

* Blood pressure and cholesterol checked

** Hemoglobin A1C and cholesterol checked, and feet and eyes examined

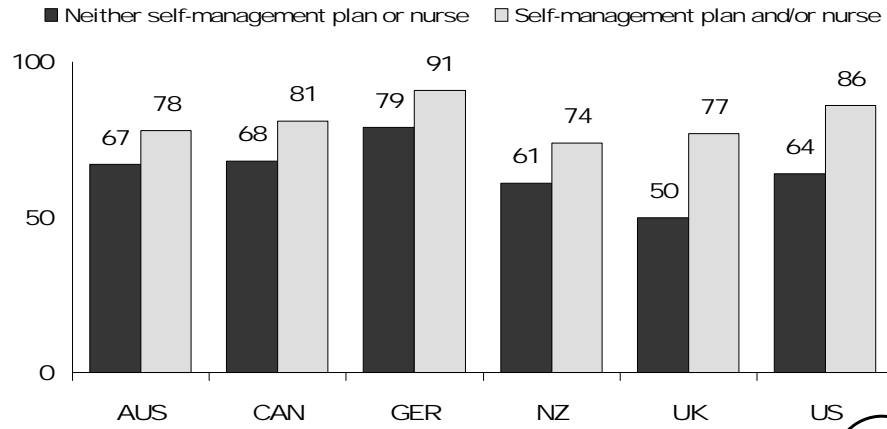
2005 Commonwealth Fund International Health Policy Survey

Adults with Health Problems



Adults with Hypertension or Diabetes Who Received Recommended Care by Self-Management Plan or Nurse Involvement

Includes blood pressure and cholesterol for hypertension; Hemoglobin A1C and cholesterol checked, and feet and eyes examined for diabetes



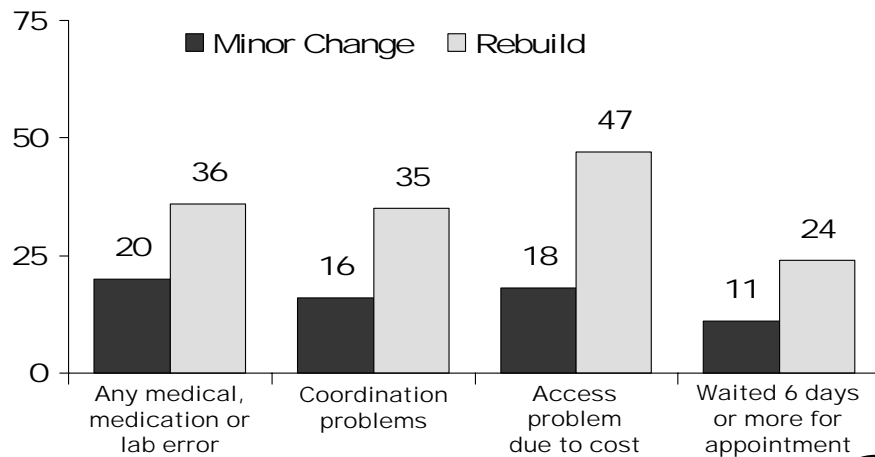
2005 Commonwealth Fund International Health Policy Survey

Adults with Health Problems



Care Experiences Reported by Adults with Positive or Negative System Views

Percent



2005 Commonwealth Fund International Health Policy Survey

Adults with Health Problems

