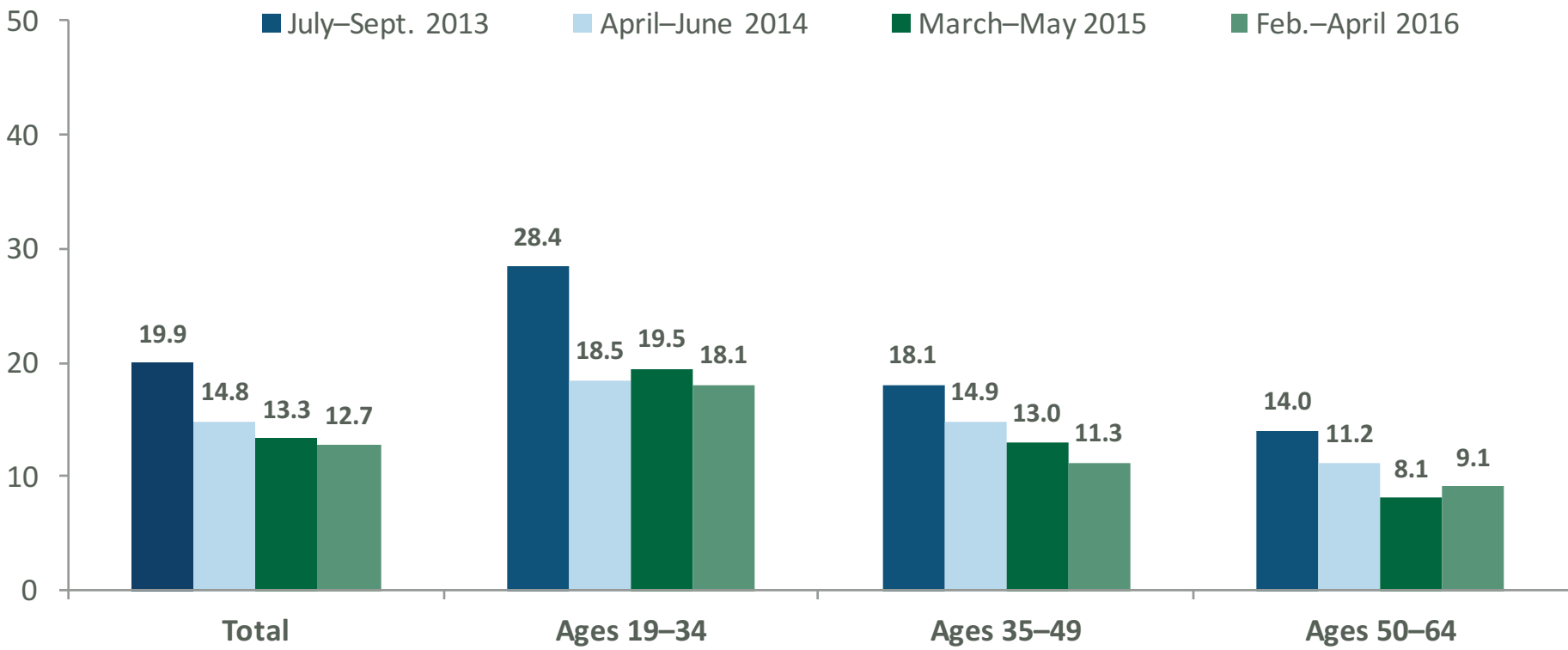


# After The End of the Affordable Care Act's Third Open Enrollment Period, the Percentage of Uninsured U.S. Adults Was 12.7 Percent

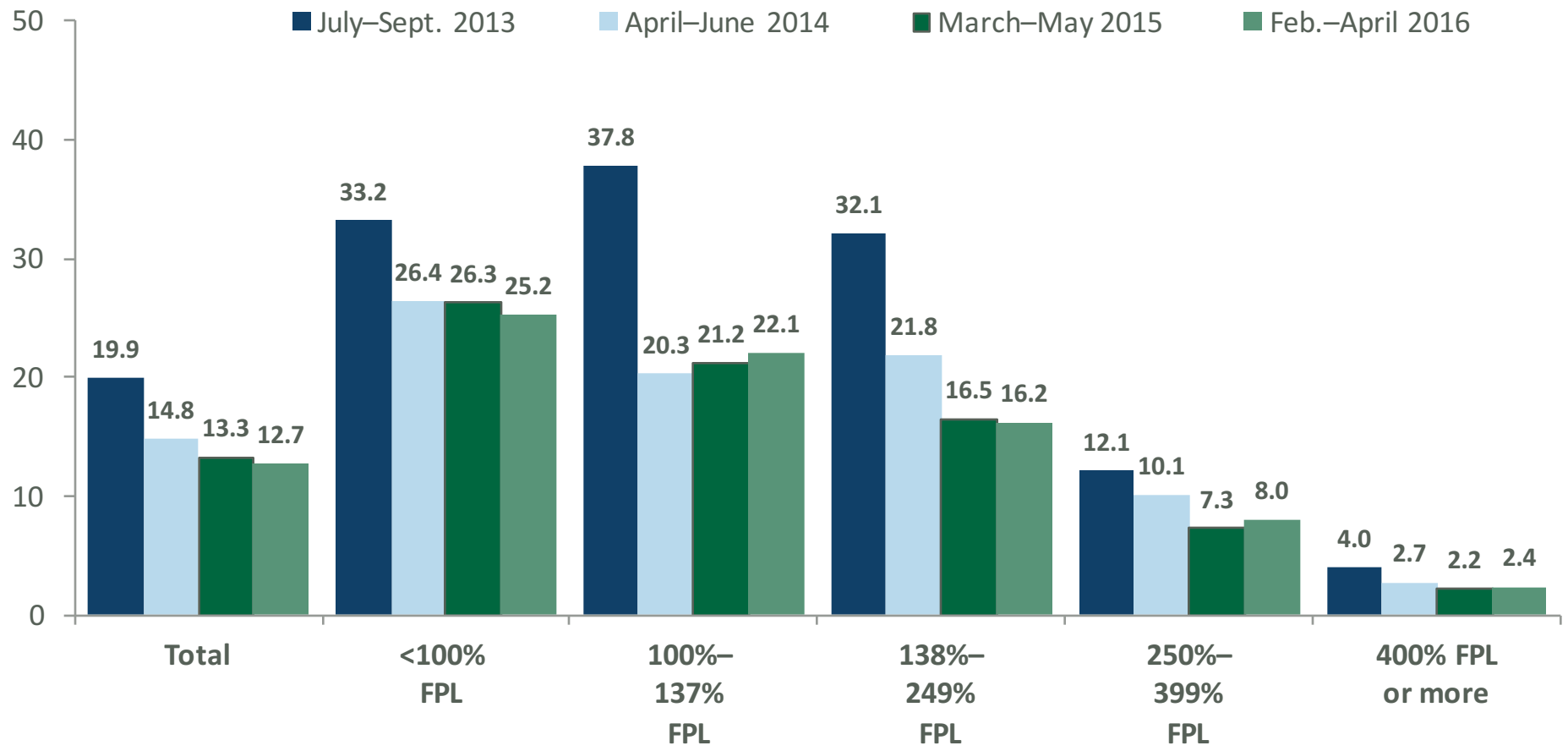
*Percent of adults ages 19–64 uninsured*



Source: The Commonwealth Fund Affordable Care Act Tracking Surveys, July–Sept. 2013, April–June 2014, March–May 2015, and Feb.–April 2016.

# Uninsured Rates Among Low-Income Adults Have Fallen the Most But Remain Substantially Higher Than Those for Adults with Higher Incomes

Percent of adults ages 19–64 uninsured



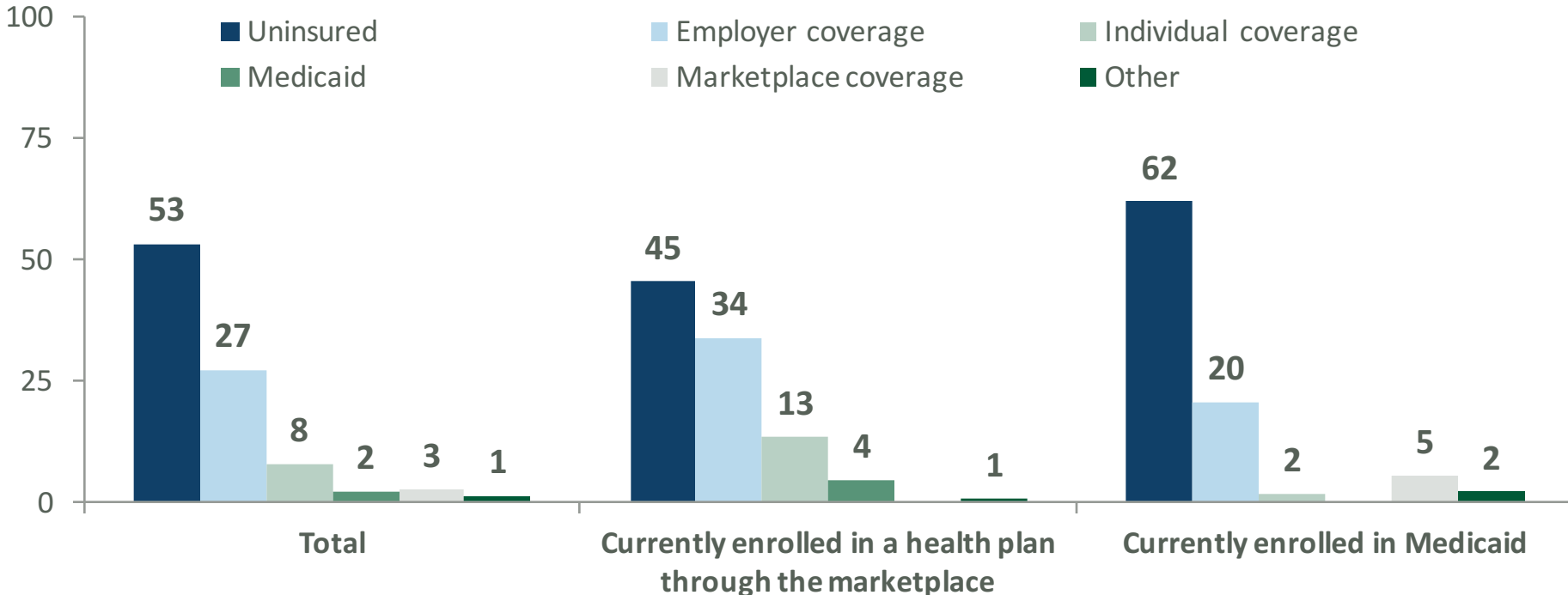
Note: FPL refers to federal poverty level.

Source: The Commonwealth Fund Affordable Care Act Tracking Surveys, July–Sept. 2013, April–June 2014, March–May 2015, and Feb.–April 2016.

# Nearly Half of Adults in Marketplace Plans and Three of Five Adults Enrolled in Medicaid Were Uninsured Before Getting Their New Insurance




What type of health insurance did you have prior to getting your marketplace or Medicaid coverage?

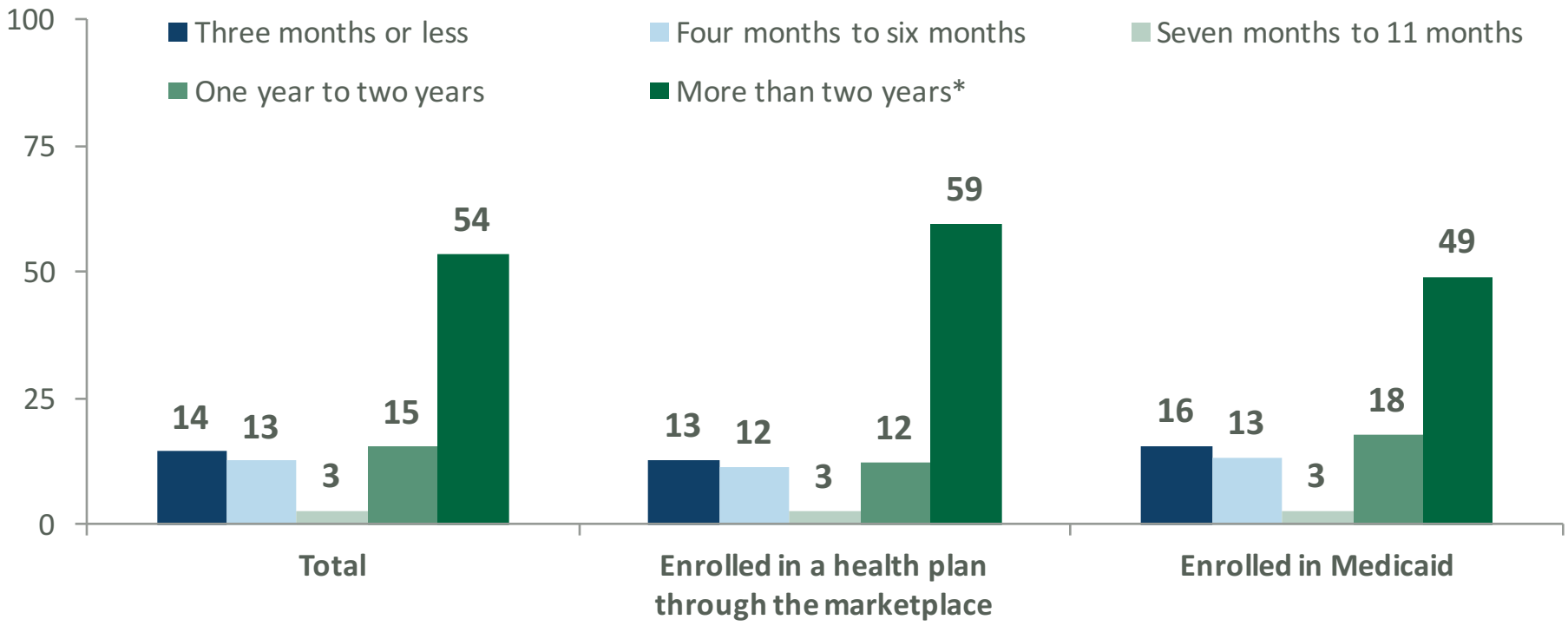


*Percent of adults ages 19–64 who are currently enrolled in marketplace coverage or have had Medicaid for less than three years*

Source: The Commonwealth Fund Affordable Care Act Tracking Survey, Feb.–April 2016.

# Over Half of Adults Who Were Uninsured Before Getting Their New Coverage Had Been Uninsured for More Than Two Years


 At the time you got your marketplace or Medicaid coverage, how long had you been uninsured?

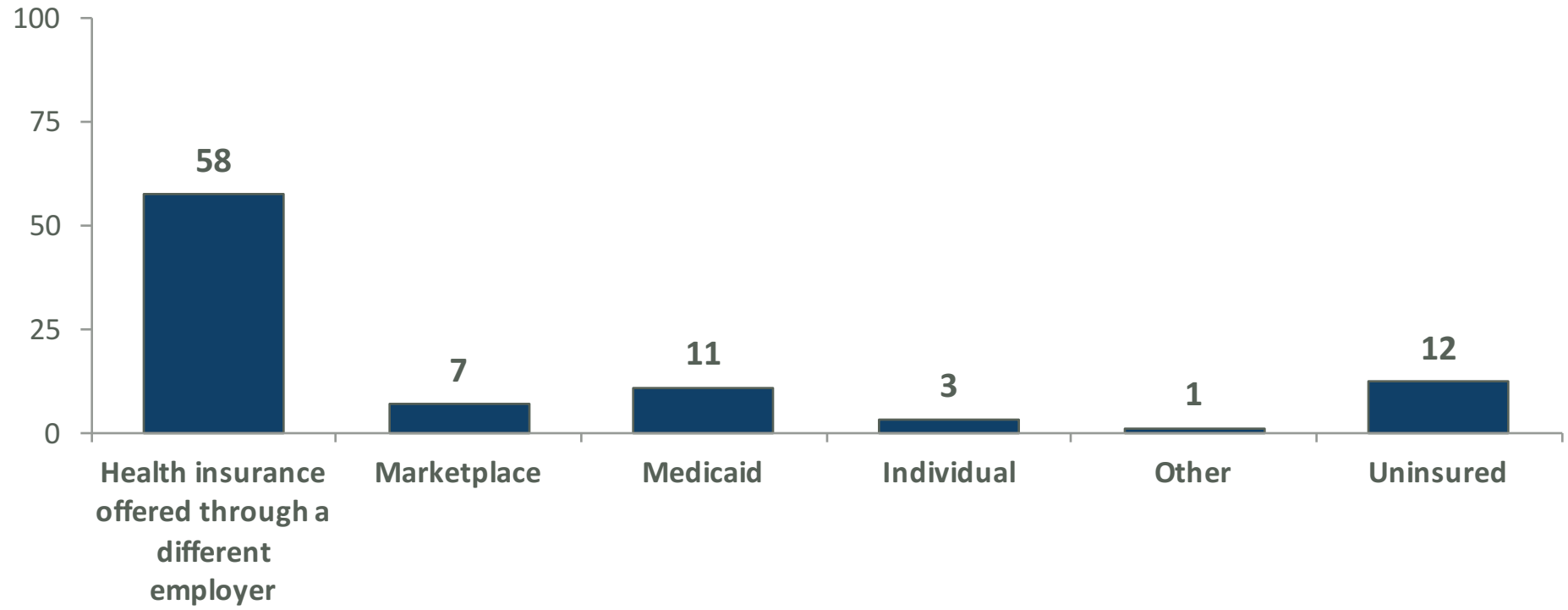


*Percent of adults ages 19–64 who were uninsured before gaining their Medicaid or marketplace coverage*

\* Includes those who reported never having had insurance.

# Seven Percent of Adults Who Had Employer Insurance for Less Than a Year Previously Had Insurance Through the Marketplaces


 Why type of health insurance did you have prior to getting health insurance through your current employer?

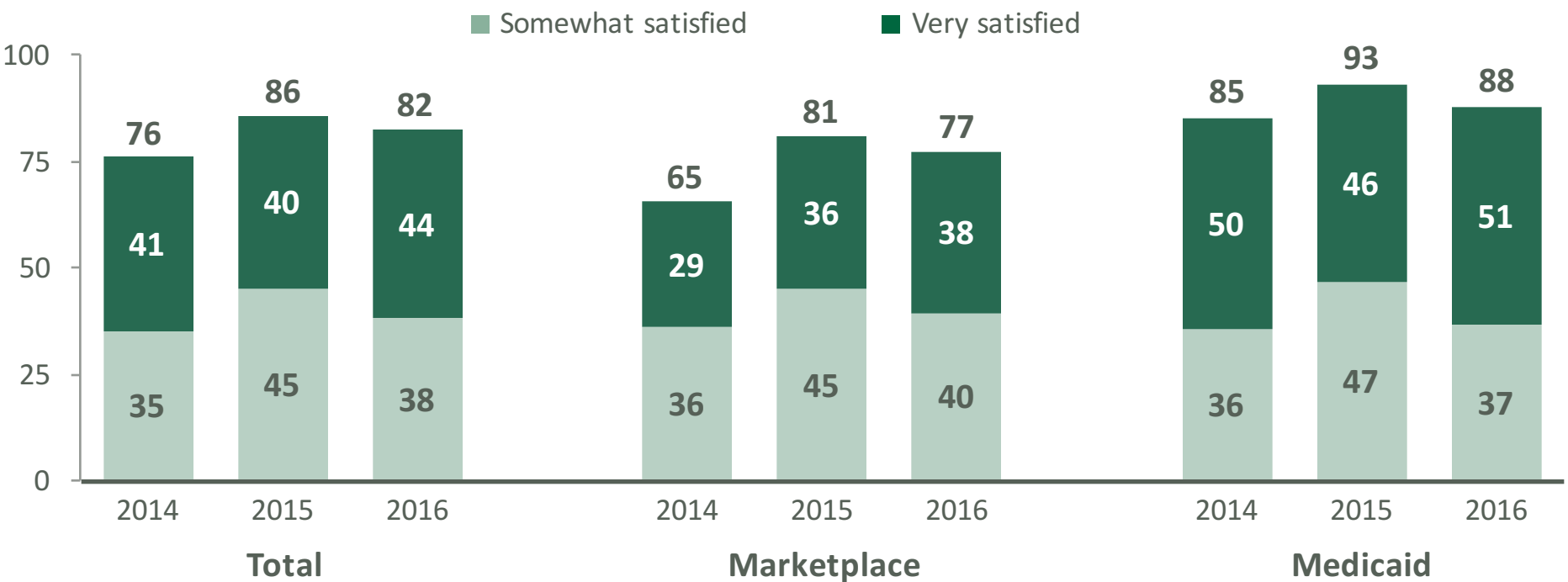


*Percent of adults ages 19–64 who have had employer insurance for less than a year*

Source: The Commonwealth Fund Affordable Care Act Tracking Survey, Feb.–April 2016.

# Most Adults with Marketplace or Medicaid Coverage Continue to Be Satisfied with It

 Overall, how satisfied are you with your health insurance?



*Percent of adults ages 19–64 who are currently enrolled in marketplace coverage or have had Medicaid since expansion\**

\* For 2014 we included adults who had Medicaid for less than one year, for 2015 we included adults who had Medicaid for less than two years, and for 2016 we include adults who have had Medicaid for less than three years.

Note: Segments may not sum to indicated total because of rounding.

Source: The Commonwealth Fund Affordable Care Act Tracking Surveys, April–June 2014, March–May 2015, and Feb.–April 2016.

# Most Adults with Marketplace or Medicaid Coverage Continue to Rate It Highly

 Now thinking about your health insurance coverage, how would you rate it?




*Percent of adults ages 19–64 who are currently enrolled in marketplace coverage or have had Medicaid since expansion\**

\* For 2014 we included adults who had Medicaid for less than one year, for 2015 we included adults who had Medicaid for less than two years, and for 2016 we include adults who have had Medicaid for less than three years.

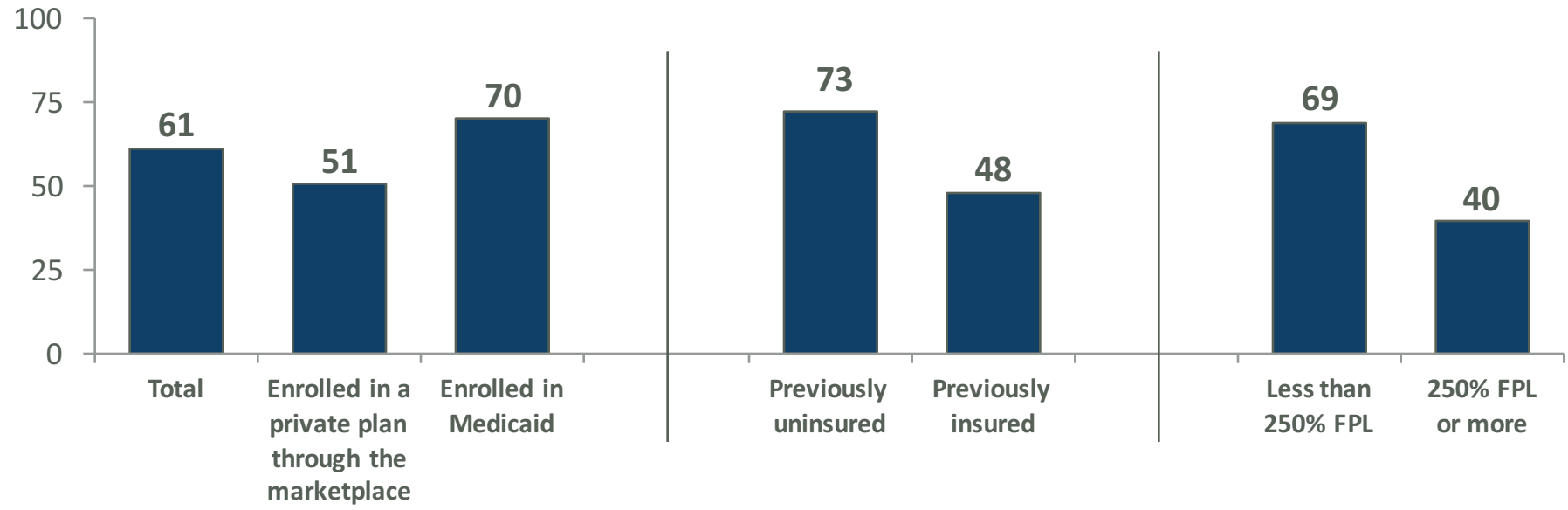
Note: Segments may not sum to indicated total because of rounding.

Source: The Commonwealth Fund Affordable Care Act Tracking Surveys, April–June 2014, March–May 2015, and Feb.–April 2016.

# Three of Five Adults with Marketplace or Medicaid Coverage Who Had Used Their Plan Said They Would Not Have Been Able to Access or Afford This Care Before

 Prior to getting your Medicaid or health coverage through the marketplace, would you have been able to access and/or afford this care?

Percent who answered “no”



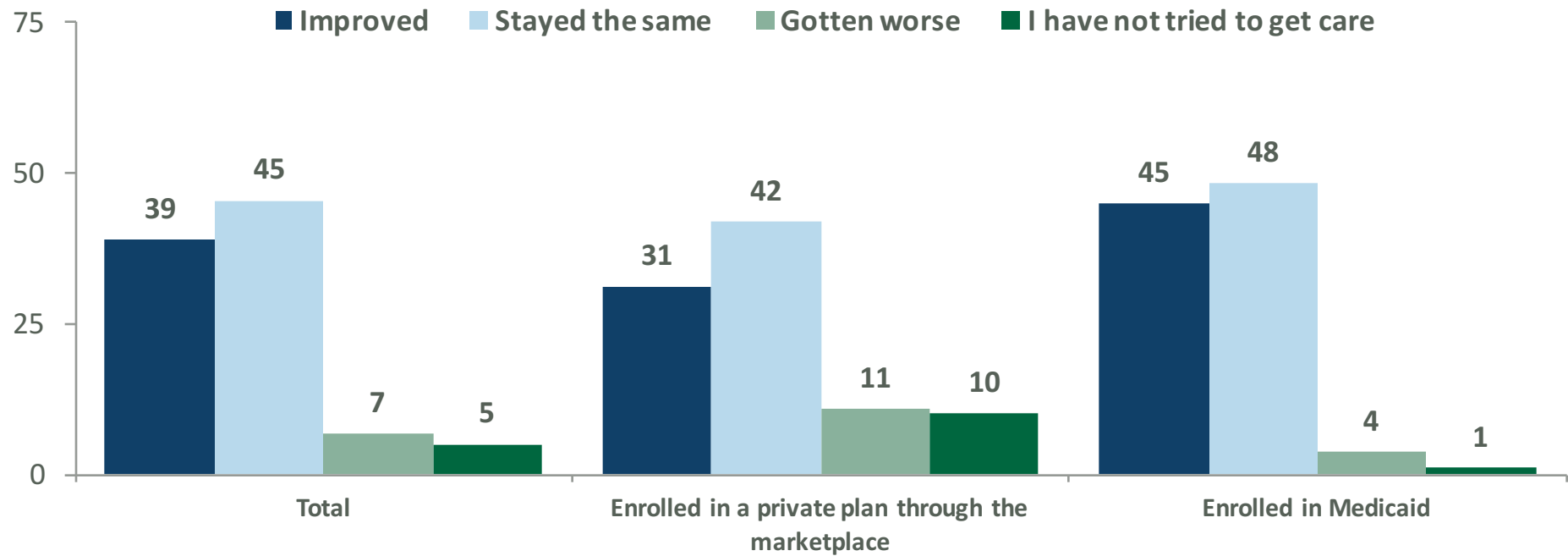
*Adults ages 19–64 who are currently enrolled in marketplace coverage or have had Medicaid for less than three years and have used their new health insurance plan\**

\* 72% of adults ages 19 to 64 who are currently enrolled in marketplace coverage or with Medicaid for less than three years reported they had used their coverage to visit a doctor, hospital, or other health care provider, or to pay for prescription drugs.



# Eight of Ten Adults with New Coverage Said Their Ability to Get Health Care Has Improved or Stayed the Same


Since obtaining Medicaid or health coverage through the marketplace, would you say your ability to get the health care that you need has improved, stayed the same, or gotten worse?



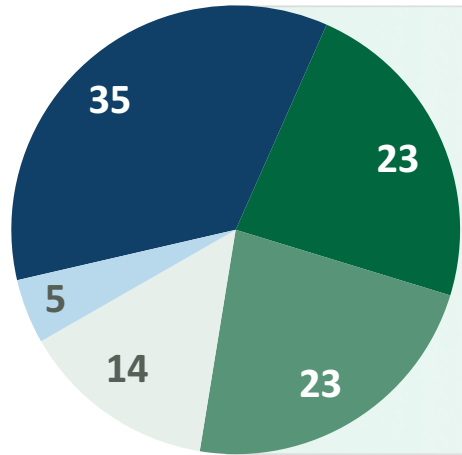
*Percent of adults ages 19–64 who have had a private plan through the marketplace or Medicaid for two months or less*


Source: The Commonwealth Fund Affordable Care Act Tracking Survey, February–April 2016.

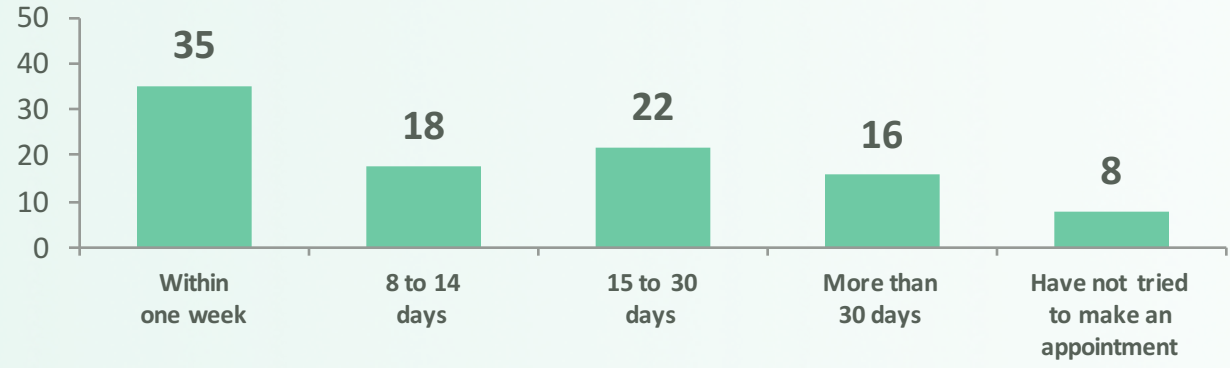
# Three of Five Adults with Medicaid or Marketplace Coverage Who Tried to Find a New Primary Care Doctor Found It Very or Somewhat Easy to Do So and More Than Half Waited Two Weeks or Less to See Them

 How easy or difficult was it for you to find a new primary care doctor or general doctor?

- Very easy
- Somewhat easy
- Somewhat difficult
- Very difficult
- Could not find a doctor




 How long did you have to wait to get your last appointment to see this doctor?^

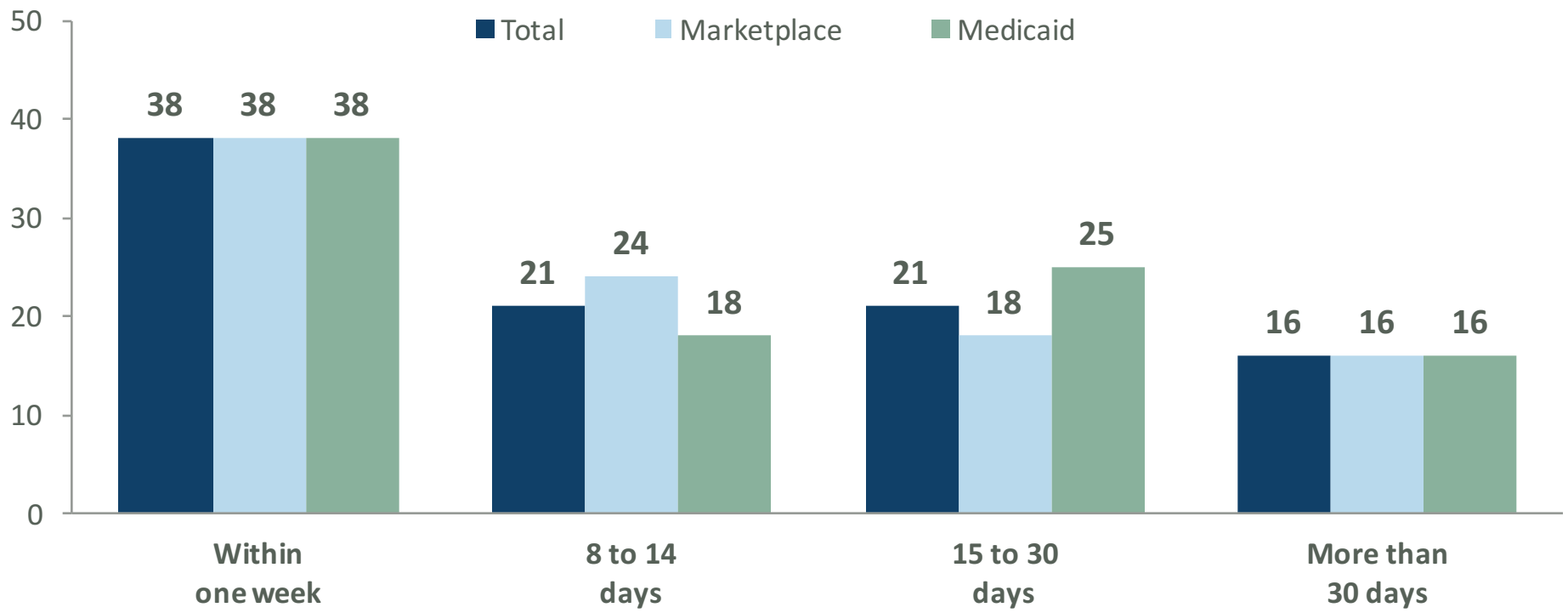


*Percent of adults ages 19–64 who are currently enrolled in marketplace coverage or have had Medicaid for less than three years and tried to find a primary care doctor or general doctor since getting new coverage\**

\* 25% of adults ages 19 to 64 who are currently enrolled in marketplace coverage or with Medicaid for less than three years tried to find a primary care or general doctor. ^ Among those who found a primary care doctor.

# Three of Five Adults with Medicaid or Marketplace Coverage Who Needed to See a Specialist Waited Two Weeks or Less

 How long did you have to wait to get your last appointment to see this specialist?



*Percent of adults ages 19–64 who are currently enrolled in marketplace coverage or have had Medicaid for less than three years and needed to see a specialist\**

\* 41% of adults ages 19 to 64 who are currently enrolled in marketplace coverage or with Medicaid for less than three years needed to see a specialist doctor.